

January 1 - December 31, 2011

# Evidence of Coverage



Your Medicare Health Benefits and Services and Prescription Drug Coverage as a Member of

***UCare for Seniors Value Plus (HMO-POS)***  
**and *UCare for Seniors Classic (HMO-POS)***

This booklet gives you the details about your Medicare health and prescription drug coverage from January 1 – December 31, 2011. It explains how to get the health care and prescription drugs you need. This is an important legal document. Please keep it in a safe place.

#### **UCare Customer Services:**

For help or information, please call Customer Services or go to our web site at [www.ucare.org](http://www.ucare.org)

612-676-3600

1-877-523-1515 (Calls to these numbers are free.)

8 a.m. to 8 p.m. daily.

TTY users call: 612-676-6810 or 1-800-688-2534

These plans are offered by UCare Minnesota and UCare Wisconsin, Inc., referred to throughout the *Evidence of Coverage* as “UCare,” “we,” “us,” or “our.” *UCare for Seniors Value Plus (Value Plus)* and *UCare for Seniors Classic (Classic)* are referred to as “plan” or “our plan.”

*UCare Minnesota and UCare Wisconsin, Inc. are health plans with Medicare contracts.*

This information is available in a different format, including large print and audio tapes. Please call Customer Services at the number listed above if you need plan information in another format or language.

Benefits, formulary, pharmacy network, premium, and/or copayments/coinsurance may change on January 1, 2012.

H2459\_092210\_1 CMS File & Use (09272010)  
H2459\_092210\_3 CMS File & Use (09272010)

H4270\_092210\_2 CMS File & Use (09272010)  
H4270\_092210\_3 CMS File & Use (09272010)





# Table of Contents

This list of chapters and page numbers is just your starting point. For more help in finding information you need, go to the first page of a chapter. **You will find a detailed list of topics at the beginning of each chapter.**

## **Chapter 1. Getting started as a member of the plan .....3**

Tells what it means to be in a Medicare health plan and how to use this booklet. Tells about materials we will send you, your plan premium, your plan membership card, and keeping your membership record up to date.

## **Chapter 2. Important phone numbers and resources .....12**

Tells you how to get in touch with us and with other organizations including Medicare, the State Health Insurance Assistance Program (SHIP), the Quality Improvement Organization, Social Security, Medicaid (the state health insurance program for people with low incomes), programs that help people pay for their prescription drugs, and the Railroad Retirement Board.

## **Chapter 3. Using the plan coverage for your medical services.....25**

Explains important things you need to know about getting your medical care as a member of our plan. Topics include using the providers in the plan network and how to get care when you have an emergency.

## **Chapter 4. Medical Benefits Chart (what is covered and what you pay).....34**

Gives the details about which types of medical care are covered and *not* covered for you as a member of our plan. Tells how much you will pay as your share of the cost for your covered medical care.

## **Chapter 5. Using the plan coverage for your Part D prescription drugs .....63**

Explains rules you need to follow when you get your Part D drugs. Tells how to use the plan *List of Covered Drugs (Formulary)* to find out which drugs are covered. Tells which kinds of drugs are *not* covered. Explains several kinds of restrictions that apply to your coverage for certain drugs. Explains where to get your prescriptions filled. Tells about our programs for drug safety and managing medications.

## **Chapter 6. What you pay for your Part D prescription drugs .....77**

Tells about the three stages of drug coverage (*Initial Coverage Stage, Coverage Gap Stage, Catastrophic Coverage Stage*) and how these stages affect what you pay for your drugs. Explains the four cost-sharing tiers for your Part D drugs and tells what you must pay for copayments or coinsurance as your share of the cost for a drug in each cost-sharing tier. Tells about the late enrollment penalty.

## **Chapter 7. Asking us to pay our share of a bill you have received for covered services or drugs .....89**

Tells when and how to send a bill to us when you want to ask us to pay you back for our share of the cost for your covered services.

## **Chapter 8. Your rights and responsibilities .....94**

Explains the rights and responsibilities you have as a member of our plan. Tells what you can do if you think your rights are not being respected.

## **Chapter 9. What to do if you have a problem or complaint (coverage decisions, appeals, complaints).....102**

Tells you step-by-step what to do if you are having problems or concerns as a member of our plan.

- Explains how to ask for coverage decisions and make appeals if you are having trouble getting the medical care or prescription drugs you think are covered by our plan. This includes asking us to make exceptions to the rules or extra restrictions on your coverage for prescription drugs, and asking us to keep covering hospital care and certain types of medical services if you think your coverage is ending too soon.
- Explains how to make complaints about quality of care, waiting times, customer service, and other concerns.

**Chapter 10. Ending your membership in the plan .....141**  
Tells when and how you can end your membership in the plan. Explains situations in which we are required to end your membership.

**Chapter 11. Legal notices .....147**  
Includes notices about governing law and about nondiscrimination.

**Chapter 12. Definitions of important words.....151**  
Explains key terms used in this booklet.

# Chapter 1. Getting started as a member of the plan

<b>SECTION 1</b>	<b>Introduction</b> .....	<b>4</b>
Section 1.1	What is the <i>Evidence of Coverage</i> booklet about? .....	4
Section 1.2	What does this Chapter tell you? .....	4
Section 1.3	What if you are new to the plan? .....	4
Section 1.4	Legal information about the <i>Evidence of Coverage</i> .....	4
<b>SECTION 2</b>	<b>What makes you eligible to be a plan member?</b> .....	<b>5</b>
Section 2.1	Your eligibility requirements .....	5
Section 2.2	What are Medicare Part A and Medicare Part B?.....	5
Section 2.3	Here is the service area for the plan .....	5
<b>SECTION 3</b>	<b>What other materials will you get from us?</b> .....	<b>6</b>
Section 3.1	Your plan membership card – Use it to get all covered care and drugs.....	6
Section 3.2	The <i>Provider Directory</i> : your guide to all providers in the plan network .....	7
Section 3.3	<i>The Pharmacy Directory</i> : your guide to pharmacies in our network .....	7
Section 3.4	The plan <i>List of Covered Drugs (Formulary)</i> .....	8
Section 3.5	Reports with a summary of payments made for your prescription drugs .....	8
<b>SECTION 4</b>	<b>Your monthly premium for the plan</b> .....	<b>8</b>
Section 4.1	How much is your plan premium?.....	8
Section 4.2	There are several ways you can pay your plan premium .....	9
Section 4.3	Can we change your monthly plan premium during the year?.....	10
<b>SECTION 5</b>	<b>Please keep your plan membership record up to date</b> .....	<b>11</b>
Section 5.1	How to help make sure that we have accurate information about you.....	11

---

# SECTION 1 Introduction

---

## Section 1.1 What is the *Evidence of Coverage* booklet about?

This *Evidence of Coverage* booklet tells you how to get your Medicare medical care and prescription drugs through our plan, a Medicare Advantage Plan. This booklet explains your rights and responsibilities, what is covered, and what you pay as a member of the plan.

- You are covered by Medicare, and you have chosen to get your Medicare health care and your prescription drug coverage through our plan.
- There are different types of Medicare Advantage Plans. *UCare for Seniors Value Plus* and *UCare for Seniors Classic* are Medicare Advantage HMO Point-of-Service Plans (HMO stands for Health Maintenance Organization).

These plans are offered by UCare Minnesota and UCare Wisconsin, Inc., referred to throughout the *Evidence of Coverage* as “UCare,” “we,” “us,” or “our.” *UCare for Seniors Value Plus* (Value Plus) and *UCare for Seniors Classic* (Classic) are referred to as “plan” or “our plan.”

The word “coverage” and “covered services” refers to the medical care and services and the prescription drugs available to you as a member of the plan.

## Section 1.2 What does this Chapter tell you?

Look through Chapter 1 of this *Evidence of Coverage* to learn:

- What makes you eligible to be a plan member?
- What is your plan service area?
- What materials will you get from us?
- What is your plan premium and how can you pay it?
- How do you keep the information in your membership record up to date?

## Section 1.3 What if you are new to the plan?

If you are a new member, then it’s important for you to learn how the plan operates – what the rules are, and what services are available to you. We encourage you to set aside some time to look through this *Evidence of Coverage* booklet.

*If you are confused or concerned or just have a question, please contact Customer Services (contact information is on the cover of this booklet).*

## Section 1.4 Legal information about the *Evidence of Coverage*

### It’s part of our contract with you

This *Evidence of Coverage* is part of our contract with you about how the plan covers your care. Other parts of this contract include your enrollment form, the *List of Covered Drugs (Formulary)*, and any notices you receive from us about changes to your coverage or conditions that affect your coverage. These notices are sometimes called “riders” or “amendments.”

The contract is in effect for the months in which you are enrolled in the plan between January 1, 2011 and December 31, 2011.

## **Medicare must approve our plan each year**

Medicare (the Centers for Medicare & Medicaid Services) must approve our plan each year. You can continue to get Medicare coverage as a member of our plan only as long as we choose to continue to offer the plan for the year in question and the Centers for Medicare & Medicaid Services renews its approval of the plan.

---

## **SECTION 2 What makes you eligible to be a plan member?**

---

### **Section 2.1 Your eligibility requirements**

*You are eligible for membership in our plan as long as:*

- You live in our geographic service area (section 2.3 below describes our service area)
- -- *and* -- you are entitled to Medicare Part A
- -- *and* -- you are enrolled in Medicare Part B
- -- *and* -- you do not have End Stage Renal Disease (ESRD), with limited exceptions, such as if you develop ESRD when you are already a member of a plan that we offer, or you were a member of a different plan that was terminated.

### **Section 2.2 What are Medicare Part A and Medicare Part B?**

When you originally signed up for Medicare, you received information about how to get Medicare Part A and Medicare Part B. Remember:

- Medicare Part A generally covers services furnished by institutional providers such as hospitals, skilled nursing facilities, or home health agencies.
- Medicare Part B is for most other medical services, such as physician's services and other outpatient services.

### **Section 2.3 Here is the service area for the plan**

Although Medicare is a federal program, the plan is available only to individuals who live in our plan service area. To stay a member of our plan, you must keep living in this service area. The service area is described below.



Our service area includes the State of Minnesota and the following counties in the State of Wisconsin: Ashland, Barron, Bayfield, Buffalo, Burnett, Chippewa, Crawford, Douglas, Dunn, Eau Claire, Grant, Iowa, Jackson, Juneau, La Crosse, Monroe, Pepin, Pierce, Polk, Richland, St. Croix, Sauk, Sawyer, Trempealeau, Vernon, and Washburn.



If you plan to move out of the service area, please contact Customer Services.

# SECTION 3 What other materials will you get from us?

## Section 3.1 Your plan membership card - Use it to get all covered care and drugs

While you are a member of our plan, you must use your membership card for our plan whenever you get any services covered by this plan and for prescription drugs you get at network pharmacies. Here are samples of membership cards to show you what yours will look like:

 <p style="text-align: right;">www.ucare.org</p> <p style="text-align: center;"><b>Medicare Advantage</b></p> <p>Issuer 80840  <b>ID 00012345600</b>          Name <b>JOHN Q DOE</b>          DOB <b>1/1/1945</b> Account <b>XXX</b>          PCP <b>PCP CLINIC</b>          Svc Type <b>Medical</b>          Care Type <b>Value Plus</b>  <b>ESI Rx BIN 003858 Rx PCN A4 Rx Grp MNUA</b>  <b>RxID 00012345600</b>          Contract # PBP # <span style="float: right;"><b>MedicareRx</b> Prescription Drug Coverage</span></p>	 <p><b>Co-pays</b></p> <table border="0"> <tr> <td>Primary Care OV: <b>\$X</b></td> <td>Generic Rx: <b>\$xx.xx</b></td> </tr> <tr> <td>Specialty OV: <b>\$XX</b></td> <td>Preferred Rx: <b>\$xx.xx</b></td> </tr> <tr> <td>Urgent Care: <b>\$XX</b></td> <td>Brand Rx: <b>\$xx.xx</b></td> </tr> <tr> <td>Inpatient: <b>\$XXX</b></td> <td>Specialty Rx: <b>\$xx.xx</b></td> </tr> <tr> <td>ER: <b>\$X</b></td> <td></td> </tr> </table> <p style="text-align: center;"><b>UCare Activity Network</b></p> <p style="text-align: right;">Includes Medicare Rx prescription drug coverage.</p>	Primary Care OV: <b>\$X</b>	Generic Rx: <b>\$xx.xx</b>	Specialty OV: <b>\$XX</b>	Preferred Rx: <b>\$xx.xx</b>	Urgent Care: <b>\$XX</b>	Brand Rx: <b>\$xx.xx</b>	Inpatient: <b>\$XXX</b>	Specialty Rx: <b>\$xx.xx</b>	ER: <b>\$X</b>	
Primary Care OV: <b>\$X</b>	Generic Rx: <b>\$xx.xx</b>										
Specialty OV: <b>\$XX</b>	Preferred Rx: <b>\$xx.xx</b>										
Urgent Care: <b>\$XX</b>	Brand Rx: <b>\$xx.xx</b>										
Inpatient: <b>\$XXX</b>	Specialty Rx: <b>\$xx.xx</b>										
ER: <b>\$X</b>											
<p><b>Emergency Care:</b> Go to the nearest hospital or call 911. Call UCare's Customer Services Department as soon as you are able if you receive emergency services and require hospital admission.</p> <p><b>Provider Line:</b> 612-676-3300 or 1-888-531-4833 (toll free)</p> <p><b>EXPRESS SCRIPTS Provider Line:</b> 1-800-874-0000 (toll free)</p> <p><b>Customer Services:</b> 612-676-3600 or 1-877-523-1515 (toll free); TTY 612-676-6810 or 1-800-688-2534 (toll free), 8 a.m. to 8 p.m., seven days a week.</p> <p><b>Health Connection:</b> 24 hours nurse line – call 1-888-778-8204 (toll free) or TTY 1-877-728-3311 (toll free).</p> <p><b>Complaints or Appeals:</b> Call UCare: 612-676-6841 or 1-877-523-1517 (toll free), TTY (Hearing Impaired) users call 612-676-6810 or 1-800-688-2534 (toll free).</p>	<p><b>Medical Claims should be submitted to:</b> UCare, P.O. Box 70, Minneapolis, MN 55440-0070</p> <p><b>Prescription Drug Claims should be submitted to:</b> Express Scripts, Inc, P.O. Box 390007, Bloomington, MN 55439. Attn. Med-D Accounts</p> <p><b>Submit chiropractic claims to:</b> Chiropractic Care of Minnesota Inc., c/o Landmark Healthcare, P.O. Box 254765, Sacramento, CA 95865-4765.</p> <p style="text-align: right;">10/10</p>										

 <p style="text-align: right;">www.ucare.org</p> <p style="text-align: center;"><b>Medicare Advantage</b></p> <p>Issuer 80840  <b>ID 00012345600</b>          Name <b>JOHN Q DOE</b>          DOB <b>1/1/1945</b> Account <b>XXX</b>          PCP <b>PCP CLINIC</b>          Svc Type <b>Medical/Dental</b>          Care Type <b>Classic</b>  <b>ESI Rx BIN 003858 Rx PCN A4 Rx Grp MNUA</b>  <b>RxID 00012345600</b>          Contract # PBP # <span style="float: right;"><b>MedicareRx</b> Prescription Drug Coverage</span></p>	 <p><b>Co-pays</b></p> <table border="0"> <tr> <td>Primary Care OV: <b>\$X</b></td> <td>Generic Rx: <b>\$xx.xx</b></td> </tr> <tr> <td>Specialty OV: <b>\$XX</b></td> <td>Preferred Rx: <b>\$xx.xx</b></td> </tr> <tr> <td>Urgent Care: <b>\$XX</b></td> <td>Brand Rx: <b>\$xx.xx</b></td> </tr> <tr> <td>Inpatient: <b>\$XXX</b></td> <td>Specialty Rx: <b>\$xx.xx</b></td> </tr> <tr> <td>ER: <b>\$X</b></td> <td></td> </tr> </table> <p style="text-align: center;"><b>UCare Activity Network</b></p> <p style="text-align: right;">Includes Medicare Rx prescription drug coverage.</p>	Primary Care OV: <b>\$X</b>	Generic Rx: <b>\$xx.xx</b>	Specialty OV: <b>\$XX</b>	Preferred Rx: <b>\$xx.xx</b>	Urgent Care: <b>\$XX</b>	Brand Rx: <b>\$xx.xx</b>	Inpatient: <b>\$XXX</b>	Specialty Rx: <b>\$xx.xx</b>	ER: <b>\$X</b>	
Primary Care OV: <b>\$X</b>	Generic Rx: <b>\$xx.xx</b>										
Specialty OV: <b>\$XX</b>	Preferred Rx: <b>\$xx.xx</b>										
Urgent Care: <b>\$XX</b>	Brand Rx: <b>\$xx.xx</b>										
Inpatient: <b>\$XXX</b>	Specialty Rx: <b>\$xx.xx</b>										
ER: <b>\$X</b>											
<p><b>Emergency Care:</b> Go to the nearest hospital or call 911. Call UCare's Customer Services Department as soon as you are able if you receive emergency services and require hospital admission.</p> <p><b>Provider Line:</b> 612-676-3300 or 1-888-531-4833 (toll free)</p> <p><b>EXPRESS SCRIPTS Provider Line:</b> 1-800-874-0000 (toll free)</p> <p><b>Customer Services:</b> 612-676-3600 or 1-877-523-1515 (toll free); TTY 612-676-6810 or 1-800-688-2534 (toll free), 8 a.m. to 8 p.m., seven days a week.</p> <p><b>Health Connection:</b> 24 hours nurse line – call 1-888-778-8204 (toll free) or TTY 1-877-728-3311 (toll free).</p> <p><b>Complaints or Appeals:</b> Call UCare: 612-676-6841 or 1-877-523-1517 (toll free), TTY (Hearing Impaired) users call 612-676-6810 or 1-800-688-2534 (toll free).</p>	<p><b>Medical Claims should be submitted to:</b> UCare, P.O. Box 70, Minneapolis, MN 55440-0070</p> <p><b>Prescription Drug Claims should be submitted to:</b> Express Scripts, Inc, P.O. Box 390007, Bloomington, MN 55439. Attn. Med-D Accounts</p> <p><b>Submit chiropractic claims to:</b> Chiropractic Care of Minnesota Inc., c/o Landmark Healthcare, P.O. Box 254765, Sacramento, CA 95865-4765.</p> <p style="text-align: right;">10/10</p>										

As long as you are a member of our plan **you must not use your red, white, and blue Medicare card** to get covered medical services (with the exception of routine clinical research studies and hospice services). Keep your red, white, and blue Medicare card in a safe place in case you need it later.

**Here’s why this is so important:** If you get covered services using your red, white, and blue Medicare card instead of using your plan membership card while you are a plan member, you may have to pay the full cost yourself.

If your plan membership card is damaged, lost, or stolen, call Customer Services right away and we will send you a new card.

### **Section 3.2 The *Provider Directory*: your guide to all providers in the plan network**

Every year that you are a member of our plan, we will send you either a new *Provider Directory* or an update to your *Provider Directory*. This directory lists the plan network providers.

#### **What are “network providers”?**

**Network providers** are the doctors and other health care professionals, medical groups, hospitals, and other health care facilities that have an agreement with us to accept our payment and any plan cost-sharing as payment in full. We have arranged for these providers to deliver covered services to members in our plan.

#### **Why do you need to know which providers are part of the plan network?**

It is important to know which providers are part of the plan network because, with certain exceptions, while you are a member of our plan, you must use network providers to get your medical care and services covered at the in-network cost-sharing level. The only exceptions are emergencies, urgently needed care when the network is not available (generally, when you are out of the area), out-of-area dialysis services, cases in which we authorize use of out-of-network providers, and when using the Point-of-Service (POS) benefit. See Chapter 3 (*Using the plan coverage for your medical services*) for more specific information about emergency, out-of-network, and out-of-area coverage.

You can obtain certain covered services from out-of-network providers through the POS benefit at the out-of-network cost-sharing level. See the medical benefits chart in Chapter 4 for more information about the POS benefit.

If you don’t have your copy of the *Provider Directory*, you can request a copy from Customer Services. You may ask Customer Services for more information about plan network providers, including their qualifications.

### **Section 3.3 The *Pharmacy Directory*: your guide to pharmacies in our network**

#### **What are “network pharmacies”?**

Our *Pharmacy Directory* gives you a complete list of our network pharmacies – that means all of the pharmacies that have agreed to fill covered prescriptions for our plan members.

#### **Why do you need to know about network pharmacies?**

You can use the *Pharmacy Directory* to find the network pharmacy you want to use. This is important because, with few exceptions, you must get your prescriptions filled at one of the plan network pharmacies if you want the plan to cover (help you pay for) them.

We will send you a complete *Pharmacy Directory* **at least once every three years**. Every year that you don’t get a new *Pharmacy Directory*, we’ll send you an update that shows changes to the directory.

If you don't have the *Pharmacy Directory*, you can get a copy from Customer Services (phone numbers are on the front cover). At any time, you can call Customer Services to get up-to-date information about changes in the pharmacy network. You can also find this information on our web site at [www.ucare.org](http://www.ucare.org).

### Section 3.4 The plan *List of Covered Drugs (Formulary)*

We have a *List of Covered Drugs (Formulary)*. We call it the “Drug List” for short. It tells which Part D prescription drugs are covered by the plan. The drugs on this list are selected by us with the help of a team of doctors and pharmacists. The list must meet requirements set by Medicare. Medicare has approved the plan Drug List.

We will send you a copy of the Drug List. To get the most complete and current information about which drugs are covered, you can visit the plan web site at [www.ucare.org](http://www.ucare.org) or call Customer Services (phone numbers are on the front cover of this booklet).

### Section 3.5 Reports with a summary of payments made for your prescription drugs

When you use your prescription drug benefits, we will send you a report to help you understand and keep track of payments for your prescription drugs. This summary report is called the *Explanation of Benefits*.

The *Explanation of Benefits* tells you the total amount you have spent on your prescription drugs and the total amount we have paid for each of your prescription drugs during the month. Chapter 6 (*What you pay for your Part D prescription drugs*) gives more information about the *Explanation of Benefits* and how it can help you keep track of your drug coverage.

An *Explanation of Benefits* summary is also available upon request. To get a copy, please contact Customer Services.

---

## SECTION 4 Your monthly premium for the plan

---

### Section 4.1 How much is your plan premium?

As a member of our plan, you pay a monthly plan premium. The table below shows the monthly plan premium amount for each region we serve. In addition, you must continue to pay your Medicare Part B premium.

Plan name	Monthly plan premium
<i>UCare for Seniors Value Plus – Minnesota</i>	\$79
<i>UCare for Seniors Classic – Minnesota</i>	\$129

Plan name	Monthly plan premium
<i>UCare for Seniors Value Plus – Wisconsin</i>	\$82
<i>UCare for Seniors Classic – Wisconsin</i>	\$147
<b>Wisconsin Counties:</b> Ashland, Barron, Bayfield, Buffalo, Burnett, Chippewa, Crawford, Douglas, Dunn, Eau Claire, Grant, Iowa, Jackson, Juneau, La Crosse, Monroe, Pepin, Pierce, Polk, Richland, St. Croix, Sauk, Sawyer, Trempealeau, Vernon, and Washburn.	

### In some situations, your plan premium could be less

There are programs to help people with limited resources pay for their drugs. These include “Extra Help” and State Pharmaceutical Assistance Programs. Chapter 2, Section 7 tells more about these programs. If you qualify, enrolling in the program might lower your monthly plan premium.

If you are *already enrolled* and getting help from one of these programs, **some of the payment information in this Evidence of Coverage may not apply to you.** We have mailed a separate document called the “Evidence of Coverage Rider for People Who Get Extra Help Paying for Prescription Drugs” (LIS Rider) that tells you about your drug coverage. If you don’t receive this document, please call Customer Services and ask for the “Evidence of Coverage Rider for People Who Get Extra Help Paying for Prescription Drugs” (LIS Rider). Phone numbers for Customer Services are on the front cover.

### **In some situations, your plan premium could be more**

In some situations, your plan premium could be more than the amount listed above in Section 4.1. These situations are described below.

- If you signed up for extra benefits, also called “optional supplemental benefits”, then you pay an additional premium each month for these extra benefits. If you have any questions about your plan premiums, please call Customer Services.
- Most people will pay the standard monthly Part D premium. However, starting January 1, 2011, some people will pay a higher premium because of their yearly income (over \$85,000 for singles – 2010, \$170,000 for married couples – 2010). For more information about Part D premiums based on income, you can visit <http://www.medicare.gov> on the web or call 1-800-MEDICARE (1-800-633-4227), 24 hours a day, seven days a week. TTY users should call 1-877-486-2048. You may also call the Social Security Administration at 1-800-772-1213. TTY users should call 1-800-325-0778.
- Some members are required to pay a **late enrollment penalty** because they did not join a Medicare drug plan when they first became eligible or because they had a continuous period of 63 days or more when they didn’t keep their coverage. For these members, the late enrollment penalty is added to the plan’s monthly premium. Their premium amount will be the monthly plan premium plus the amount of their late enrollment penalty.
  - If you are required to pay the late enrollment penalty, the amount of your penalty depends on how long you waited before you enrolled in drug coverage or how many months you were without drug coverage after you became eligible. Chapter 6, Section 8 explains the late enrollment penalty.
  - If you have a late enrollment penalty, it is part of your plan premium. If you do not pay the part of your premium that is the late enrollment penalty, you could be disenrolled for failure to pay your plan premium.

### **Many members are required to pay other Medicare premiums**

As explained in Section 2 above, in order to be eligible for our plan, you must maintain your eligibility for Medicare Parts A and B. For that reason, some plan members will be paying a premium for Medicare Part A and most plan members will be paying a premium for Medicare Part B, in addition to paying the monthly plan premium. You must continue paying your Medicare Part B premium to remain a member of the plan.

- Your copy of *Medicare & You 2011* tells about these premiums in the section called “2011 Medicare Costs.” This explains how the Part B premium differs for people with different incomes.
- Everyone with Medicare receives a copy of *Medicare & You* each year in the fall. Those new to Medicare receive it within a month after first signing up. You can also download a copy of *Medicare & You 2011* from the Medicare web site (<http://www.medicare.gov>). Or, you can order a printed copy by phone at 1-800-MEDICARE (1-800-633-4227), 24 hours a day, seven days a week. TTY users call 1-877-486-2048.

### **Section 4.2 There are several ways you can pay your plan premium**

There are three ways you can pay your plan premium. Payment options are listed on the enrollment form and can be selected when filling out the form. Or, you can contact us directly and request a payment option. If you want to change your payment option, please contact us by calling Customer Services or in writing.

If you decide to change the way you pay your premium, it can take up to three months for your new payment method to take effect. While we are processing your request for a new payment method, you are responsible for making sure that your plan premium is paid on time.

### **Option 1: You can pay by check**

You may decide to pay your monthly plan premium directly to us with a check made payable to UCare. We will send you a monthly plan premium bill via U.S. mail; you submit payment by check made payable to UCare. The mailing address for payments for Minnesota residents is P.O. Box 9122, Minneapolis, MN 55480-9122. For Wisconsin residents the address is P.O. Box 77041, Minneapolis, MN 55480-7741. Premium payments are due on the 1<sup>st</sup> of each month.

### **Option 2: You can pay by Electronic Funds Transfer**

Instead of paying by check, you can have your monthly plan premium automatically withdrawn by Electronic Funds Transfer (EFT) from your checking or savings account. Automatic withdraw of your premium is on the 8<sup>th</sup> of each month (or the first business day following the 8<sup>th</sup> if it falls on a weekend or a banking holiday). This option is listed on the enrollment form and can be selected when filling out the form or you can call Customer Services to request an EFT application be mailed to your home.

### **Option 3: You can have the plan premium taken out of your monthly Social Security check**

You can have the plan premium taken out of your monthly Social Security check. Contact Customer Services for more information on how to pay your monthly plan premium this way. We will be happy to help you set this up.

### **What to do if you are having trouble paying your plan premium**

Your plan premium is due in our office by the 1<sup>st</sup> of the month. If we have not received your premium by the 14<sup>th</sup> of the month, we will send you a notice telling you that your plan membership will end if we do not receive your premium within 90 days.

If you are having trouble paying your premium on time, please contact Customer Services to see if we can direct you to programs that will help with your plan premium. If we end your membership with the plan because of non-payment of premiums, then you will not be able to receive Part D coverage until the annual election period. At that time, you may either join a stand-alone prescription drug plan or a health plan that also provides drug coverage.

If we end your membership due to non-payment of premiums, you will have coverage under Original Medicare. At the time we end your membership, you may still owe us for premiums you have not paid. In the future, if you want to enroll again in our plan (or another plan that we offer), you will need to pay these late premiums before you can enroll.

### **Section 4.3 Can we change your monthly plan premium during the year?**

**No.** We are not allowed to change the amount we charge for the plan monthly plan premium during the year. If the monthly plan premium changes for next year we will tell you in October and the change will take effect on January 1.

However, in some cases the part of the premium that you have to pay can change during the year. This happens if you become eligible for the Extra Help program or if you lose your eligibility for the Extra Help program during the year. If a member qualifies for Extra Help with their prescription drug costs, the Extra Help program will pay part of the member's monthly plan premium. So a member who becomes eligible for Extra Help during the year would begin to pay less toward their monthly premium. And a member who loses their eligibility during the year will need to start paying their full monthly premium. You can find out more about the Extra Help program in Chapter 2, Section 7.

---

## **SECTION 5 Please keep your plan membership record up to date**

---

### **Section 5.1 How to help make sure that we have accurate information about you**

Your membership record has information from your enrollment form, including your address and telephone number. It shows your specific plan coverage including your Primary Care Provider.

The doctors, hospitals, pharmacists, and other providers in the plan network need to have correct information about you. **These network providers use your membership record to know what services and drugs are covered for you.** Because of this, it is very important that you help us keep your information up to date.

#### **Call Customer Services to let us know about these changes:**

- Changes to your name, your address, or your phone number.
- Changes in any other health insurance coverage you have (such as from your employer, your spouse's employer, workers' compensation, or Medicaid).
- If you have any liability claims, such as claims from an automobile accident.
- If you have been admitted to a nursing home.
- If you are participating in a clinical research study.

#### **Read over the information we send you about any other insurance coverage you have**

Medicare requires that we collect information from you about any other medical or drug insurance coverage that you have. That's because we must coordinate any other coverage you have with your benefits under our plan.

Once each year, we will send you a letter that lists any other medical or drug insurance coverage that we know about. Please read over this information carefully. If it is correct, you don't need to do anything. If the information is incorrect, or if you have other coverage that is not listed, please call Customer Services (phone numbers are on the cover of this booklet).

## Chapter 2. Important phone numbers and resources

<b>SECTION 1 Our contacts</b> .....	<b>13</b>
(how to contact us, including how to reach Customer Services at the plan)	
<b>SECTION 2 Medicare</b> .....	<b>18</b>
(how to get help and information directly from the federal Medicare program)	
<b>SECTION 3 State Health Insurance Assistance Program</b> .....	<b>18</b>
(free help, information, and answers to your questions about Medicare)	
<b>SECTION 4 Quality Improvement Organization</b> .....	<b>19</b>
(paid by Medicare to check on the quality of care for people with Medicare)	
<b>SECTION 5 Social Security</b> .....	<b>20</b>
<b>SECTION 6 Medicaid</b> .....	<b>21</b>
(a joint federal and state program that helps with medical costs for some people with limited income and resources)	
<b>SECTION 7 Information about programs to help people pay for their prescription drugs</b> .....	<b>22</b>
<b>SECTION 8 How to contact the Railroad Retirement Board</b> .....	<b>23</b>
<b>SECTION 9 Do you have “group insurance” or other health insurance from an employer?</b> .....	<b>24</b>

---

## SECTION 1 Our contacts

---

(how to contact us, including how to reach Customer Services at the plan)

### How to contact our Customer Services

For assistance with claims, billing or member card questions, please call or write to Customer Services. We will be happy to help you.

Customer Services	
<b>CALL</b>	612-676-3600 1-877-523-1515. Calls to this number are free. 8 a.m. to 8 p.m. daily.
<b>TTY</b>	612-676-6810 or 1-800-688-2534  These numbers require special telephone equipment and are only for people who have difficulties with hearing or speaking.  Calls to these numbers are free.  8 a.m. to 8 p.m. daily.
<b>FAX</b>	612-884-2101 or 1-866-457-7145
<b>WRITE</b>	UCare <b>Attn: Medicare Analyst</b> P.O. Box 52 Minneapolis, MN 55440-0052
<b>WEB SITE</b>	<a href="http://www.ucare.org">www.ucare.org</a>

### How to contact us when you are asking for a coverage decision about your medical care

You may call us if you have questions about our coverage decision process.

Coverage Decisions for Medical Care		
<b>CALL</b>	<b>For coverage decisions</b>	<b>For fast appeals</b>
	Customer Services 612-676-3600 1-877-523-1515. Calls to this number are free.  8 a.m. to 8 p.m. daily.	Member Complaints, Appeals, and Grievances  612-676-6841 1-877-523-1517. Calls to this number are free.  8 a.m. to 4:30 p.m. Monday – Friday.

<b>TTY</b>	612-676-6810 or 1-800-688-2534	
	These numbers require special telephone equipment and are only for people who have difficulties with hearing or speaking.	
	Calls to these numbers are free.	
<b>FAX</b>	612-884-2021 or 1-866-283-8015	
<b>WRITE</b>	<b>For coverage decisions</b> UCare <b>Attn: Standard Review</b> P.O. Box 52 Minneapolis, MN 55440-0052	<b>For fast appeals</b> UCare <b>Attn: Fast Appeal</b> P.O. Box 52 Minneapolis, MN 55440-0052

For more information on asking for coverage decisions about your medical care, see Chapter 9 (*What to do if you have a problem or complaint (coverage decisions, appeals, complaints)*).

### How to contact us when you are making an appeal about your medical care

<b>Appeals for Medical Care</b>	
<b>CALL</b>	Member Complaints, Appeals, and Grievances  612-676-6841 1-877-523-1517. Calls to this number are free.  8 a.m. to 4:30 p.m., Monday – Friday.
<b>TTY</b>	612-676-6810 or 1-800-688-2534  These numbers require special telephone equipment and are only for people who have difficulties with hearing or speaking.  Calls to this number are free.
<b>FAX</b>	612-884-2021 or 1-866-283-8015 <b>Attn: Member Complaints, Appeals, and Grievances</b>
<b>WRITE</b>	UCare <b>Attn: Member Complaints, Appeals, and Grievances</b> P.O. Box 52 Minneapolis, MN 55440-0052  Or, <b>e-mail</b> us at <a href="mailto:cag@ucare.org">cag@ucare.org</a>

For more information on making an appeal about your medical care, see Chapter 9 (*What to do if you have a problem or complaint (coverage decisions, appeals, complaints)*).

## How to contact us when you are making a complaint about your medical care

<b>Complaints about Medical Care</b>	
<b>CALL</b>	Customer Services 612-676-3600 1-877-523-1515. Calls to this number are free. 8 a.m. to 8 p.m. daily.
<b>TTY</b>	612-676-6810 or 1-800-688-2534  These numbers require special telephone equipment and are only for people who have difficulties with hearing or speaking.  Calls to these numbers are free.
<b>FAX</b>	612-884-2021 or 1-866-283-8015 <b>Attn: Member Complaints, Appeals, and Grievances</b>
<b>WRITE</b>	UCare <b>Attn: Member Complaints, Appeals, and Grievances</b> P.O. Box 52 Minneapolis, MN 55440-0052  Or, <b>e-mail</b> us at <a href="mailto:cag@ucare.org">cag@ucare.org</a>

For more information on making a complaint about your medical care, see Chapter 9 (*What to do if you have a problem or complaint (coverage decisions, appeals, complaints)*).

## How to contact us when you are asking for a coverage decision about your Part D prescription drugs

<b>Coverage Decisions for Part D Prescription Drugs</b>	
<b>CALL</b>	Customer Services 612-676-3600 1-877-523-1515. Calls to this number are free. 8 a.m. to 8 p.m. daily.
<b>TTY</b>	612-676-6810 or 1-800-688-2534  These numbers require special telephone equipment and are only for people who have difficulties with hearing or speaking.  Calls to these numbers are free.
<b>WRITE</b>	Express Scripts, Inc. <b>Prior Authorization Department</b> Mail Route BL 0345 6625 West 78 <sup>th</sup> Street Bloomington, MN 55439

For more information on asking for coverage decisions about your Part D prescription drugs, see Chapter 9 (*What to do if you have a problem or complaint (coverage decisions, appeals, complaints)*).

### How to contact us when you are making an appeal about your Part D prescription drugs

<b>Appeals for Part D Prescription Drugs</b>	
<b>CALL</b>	Member Complaints, Appeals, and Grievances 612-676-6841 1-877-523-1517. Calls to this number are free. 8 a.m. to 4:30 p.m. Monday – Friday.
<b>TTY</b>	612-676-6810 or 1-800-688-2534  These numbers require special telephone equipment and are only for people who have difficulties with hearing or speaking.  Calls to these numbers are free.
<b>FAX</b>	612-884-2021 or 1-866-283-8015 <b>Attn: Member Complaints, Appeals, and Grievances</b>
<b>WRITE</b>	UCare <b>Attn: Member Complaints, Appeals, and Grievances</b> P.O. Box 52 Minneapolis, MN 55440-0052  Or, <b>e-mail</b> us at <a href="mailto:cag@ucare.org">cag@ucare.org</a>

For more information on making an appeal about your Part D prescription drugs, see Chapter 9 (*What to do if you have a problem or complaint (coverage decisions, appeals, complaints)*).

### How to contact us when you are making a complaint about your Part D prescription drugs

<b>Complaints about Part D prescription drugs</b>	
<b>CALL</b>	Customer Services 612-676-3600 1-877-523-1515. Calls to this number are free. 8 a.m. to 8 p.m. daily.
<b>TTY</b>	612-676-6810 or 1-800-688-2534  These numbers require special telephone equipment and are only for people who have difficulties with hearing or speaking.  Calls to these numbers are free.

<b>FAX</b>	612-884-2021 or 1-866-283-8015 <b>Attn: Member Complaints, Appeals, and Grievances</b>
<b>WRITE</b>	UCare <b>Attn: Member Complaints, Appeals, and Grievances</b> P.O. Box 52 Minneapolis, MN 55440-0052  Or, <b>e-mail</b> us at <a href="mailto:cag@ucare.org">cag@ucare.org</a>

For more information on making a complaint about your Part D prescription drugs, see Chapter 9 (*What to do if you have a problem or complaint (coverage decisions, appeals, complaints)*).

**Where to send a request that asks us to pay for our share of the cost for medical care or a drug you have received**

For more information on situations in which you may need to ask us for reimbursement or to pay a bill you have received from a provider, see Chapter 7 (*Asking us to pay our share of a bill you have received for covered services or drugs*).

**Please note:** If you send us a payment request and we deny any part of your request, you can appeal our decision. See Chapter 9 (*What to do if you have a problem or complaint (coverage decisions, appeals, complaints)*) for more information.

<b>Payment Requests</b>		
<b>CALL</b>	Customer Services  612-676-3600 1-877-523-1515. Calls to this number are free. 8 a.m. to 8 p.m. daily.	
<b>TTY</b>	612-676-6810 or 1-800-688-2534  These numbers require special telephone equipment and are only for people who have difficulties with hearing or speaking.  Calls to these numbers are free.	
<b>FAX</b>	For medical claims only: 612-884-2021 or 1-866-283-8015	
<b>WRITE</b>	<b>For medical claims</b> UCare <b>Attn: DMR Department</b> P.O. Box 52 Minneapolis, MN 55440-0052	<b>For prescription drug claims</b> Express Scripts, Inc. <b>Attn: Med-D Accounts</b> P.O. Box 390007 Bloomington, MN 55439

---

## SECTION 2 Medicare

---

(how to get help and information directly from the federal Medicare program)

Medicare is the federal health insurance program for people 65 years of age or older, some people under age 65 with disabilities, and people with End-Stage Renal Disease (permanent kidney failure requiring dialysis or a kidney transplant).

The federal agency in charge of Medicare is the Centers for Medicare & Medicaid Services (sometimes called “CMS”). This agency contracts with Medicare Advantage organizations including us.

<b>Medicare</b>	
<b>CALL</b>	1-800-MEDICARE, or 1-800-633-4227  Calls to these numbers are free.  24 hours a day, seven days a week.
<b>TTY</b>	1-877-486-2048  This number requires special telephone equipment and is only for people who have difficulties with hearing or speaking.  Calls to this number are free.
<b>WEB SITE</b>	<a href="http://www.medicare.gov">http://www.medicare.gov</a>  This is the official government web site for Medicare. It gives you up-to-date information about Medicare and current Medicare issues. It also has information about hospitals, nursing homes, physicians, home health agencies, and dialysis facilities. It includes booklets you can print directly from your computer. It has tools to help you compare Medicare Advantage Plans and Medicare drug plans in your area. You can also find Medicare contacts in your state by selecting “Help and Support” and then clicking on “Useful Phone Numbers and Websites.”  If you don’t have a computer, your local library or senior center may be able to help you visit this web site using its computer. Or, you can call Medicare at the number above and tell them what information you are looking for. They will find the information on the web site, print it out, and send it to you.

---

## SECTION 3 State Health Insurance Assistance Program

---

(free help, information, and answers to your questions about Medicare)

The State Health Insurance Assistance Program (SHIP) is a government program with trained counselors in every state. In Minnesota, the SHIP is called Senior LinkAge Line. In Wisconsin, the SHIP is called the State Health Insurance Assistance Program of Wisconsin.

The SHIP is independent (not connected with any insurance company or health plan). It is a state program that gets money from the federal government to give free local health insurance counseling to people with Medicare.

SHIP counselors can help you with your Medicare questions or problems. They can help you understand your Medicare rights, help you make complaints about your medical care or treatment, and help you straighten out problems with your Medicare bills. SHIP counselors can also help you understand your Medicare plan choices and answer questions about switching plans.

<b><i>Senior LinkAge Line (Minnesota)</i></b>	
<b>CALL</b>	1-800-333-2433
<b>TTY</b>	Minnesota Relay Service at 1-800-627-3529 or 711  This number requires special telephone equipment and is only for people who have difficulties with hearing or speaking.
<b>WRITE</b>	Minnesota Board on Aging P.O. Box 64976 St. Paul, MN 55164-0976
<b>WEB SITE</b>	<a href="http://www.mnaging.org">www.mnaging.org</a> or <a href="http://www.minnesotahelp.info">www.minnesotahelp.info</a>

<b>The State Health Insurance Assistance Program of Wisconsin</b>	
<b>CALL</b>	1-800-242-1060
<b>TTY</b>	Wisconsin Relay Service at 1-800-947-3529 or 711  These numbers require special telephone equipment and are only for people who have difficulties with hearing or speaking.
<b>WRITE</b>	1 W. Wilson Street, Room 450, P.O. Box 7850, Madison, WI 53707
<b>WEB SITE</b>	<a href="http://www.dhs.wisconsin.gov/aging/ship.htm">www.dhs.wisconsin.gov/aging/ship.htm</a>

---

## **SECTION 4 Quality Improvement Organization**

---

**(paid by Medicare to check on the quality of care for people with Medicare)**

There is a Quality Improvement Organization in each state. In Minnesota, the Quality Improvement Organization is called Stratis Health. In Wisconsin, the Quality Improvement Organization is called MetaStar.

The Quality Improvement Organization has a group of doctors and other health care professionals who are paid by the federal government. This organization is paid by Medicare to check on and help improve the quality of care for people with Medicare. The Quality Improvement Organization is an independent organization. It is not connected with us.

You should contact the Quality Improvement Organization in any of these situations:

- You have a complaint about the quality of care you have received.

- You think coverage for your hospital stay is ending too soon.
- You think coverage for your home health care, skilled nursing facility care, or Comprehensive Outpatient Rehabilitation Facility (CORF) services are ending too soon.

<b>Stratis Health (Minnesota)</b>	
<b>CALL</b>	952-854-3306 or 1-877-787-2847
<b>TTY</b>	Minnesota Relay Service at 1-800-627-3529 or 711  This number requires special telephone equipment and is only for people who have difficulties with hearing or speaking.
<b>WRITE</b>	2901 Metro Drive, Suite 400, Bloomington, MN 55425-1525
<b>WEB SITE</b>	www.stratishealth.org

<b>MetaStar (Wisconsin)</b>	
<b>CALL</b>	608-274-1940 or 1-800-362-2320
<b>TTY</b>	Wisconsin Relay Service at 1-800-947-3529 or 711  These numbers require special telephone equipment and are only for people who have difficulties with hearing or speaking.
<b>WRITE</b>	2909 Landmark Place, Madison, WI 53713
<b>WEB SITE</b>	www.metastar.com

---

## SECTION 5 Social Security

---

The Social Security Administration is responsible for determining eligibility and handling enrollment for Medicare. U.S. citizens who are 65 or older, or who have a disability or End-Stage Renal Disease and meet certain conditions, are eligible for Medicare. If you are already getting Social Security checks, enrollment into Medicare is automatic. If you are not getting Social Security checks, you have to enroll in Medicare and pay the Part B premium. Social Security handles the enrollment process for Medicare. To apply for Medicare, you can call Social Security or visit your local Social Security office.

<b>Social Security Administration</b>	
<b>CALL</b>	1-800-772-1213. Calls to this number are free.  Available 7 a.m. to 7 p.m., Monday through Friday.  You can use our automated telephone services to get recorded information and conduct some business 24 hours a day.

<b>TTY</b>	1-800-325-0778  This number requires special telephone equipment and is only for people who have difficulties with hearing or speaking.  Calls to this number are free.  Available 7 a.m. to 7 p.m., Monday through Friday.
<b>WEB SITE</b>	<a href="http://www.ssa.gov">http://www.ssa.gov</a>

---

## SECTION 6 Medicaid

---

(a joint federal and state program that helps with medical costs for some people with limited income and resources)

Medicaid is a joint federal and state government program that helps with medical costs for certain people with limited incomes and resources. Some people with Medicare are also eligible for Medicaid. Medicaid has programs that can help pay for your Medicare premiums and other costs, if you qualify. To find out more about Medicaid and its programs, contact Minnesota Department of Human Services or Wisconsin Department of Health Services.

<b>Minnesota Department of Human Services</b>	
<b>CALL</b>	651-431-2670 (Twin Cities metro) or 1-800-657-3739
<b>TTY</b>	1-800-627-3529 or 711  This number requires special telephone equipment and is only for people who have difficulties with hearing or speaking.
<b>WRITE</b>	540 Cedar Street, P.O. Box 64249, St. Paul, MN 55164
<b>WEB SITE</b>	<a href="http://www.dhs.state.mn.us/healthcare">www.dhs.state.mn.us/healthcare</a>

<b>Wisconsin Department of Health Services</b>	
<b>CALL</b>	608-266-1865
<b>TTY</b>	608-267-7371  This number requires special telephone equipment and is only for people who have difficulties with hearing or speaking.
<b>WRITE</b>	1 W. Wilson Street, Madison, WI 53703
<b>WEB SITE</b>	<a href="http://www.dhfs.state.wi.us">www.dhfs.state.wi.us</a>

---

## **SECTION 7 Information about programs to help people pay for their prescription drugs**

---

### **Medicare's "Extra Help" Program**

Medicare provides "Extra Help" to pay prescription drug costs for people who have limited income and resources. Resources include your savings and stocks, but not your home or car. If you qualify, you get help paying for any Medicare drug plan's monthly premium, yearly deductible, and prescription copayments. This Extra Help also counts toward your out-of-pocket costs.

People with limited income and resources may qualify for Extra Help. Some people automatically qualify for Extra Help and don't need to apply. Medicare mails a letter to people who automatically qualify for Extra Help.

You may be able to get Extra Help to pay for your prescription drug premiums and costs. To see if you qualify for getting Extra Help, call:

- 1-800-MEDICARE (1-800-633-4227). TTY users should call 1-877-486-2048, 24 hours a day, seven days a week.
- The Social Security Office at 1-800-772-1213, between 7 a.m. to 7 p.m., Monday through Friday. TTY users should call 1-800-325-0778.
- Your State Medicaid Office. (See Section 6 of this chapter for contact information)

If you believe you have qualified for Extra Help and you believe that you are paying an incorrect cost-sharing amount when you get your prescription at a pharmacy, our plan has established a process that allows you to either request assistance in obtaining evidence of your proper co-payment level, or, if you already have the evidence, to provide this evidence to us.

- First, contact Customer Services. We will help you identify what documentation must be sent to us. Upon receipt of your documentation, we will review it and determine if it meets Medicare requirements. If the documentation meets Medicare requirements, we will correct your cost-sharing amount. If the documentation does not support a change in your cost-sharing amount, we will notify you.
- When we receive the evidence showing your copayment level, we will update our system so that you can pay the correct copayment when you get your next prescription at the pharmacy. If you overpay your copayment, we will reimburse you. Either we will forward a check to you in the amount of your overpayment or we will offset future copayments. If the pharmacy hasn't collected a copayment from you and is carrying your copayment as a debt owed by you, we may make the payment directly to the pharmacy. If a state paid on your behalf, we may make payment directly to the state. Please contact Customer Services if you have questions.

### **Medicare Coverage Gap Discount Program**

Beginning in 2011, the Medicare Coverage Gap Discount Program will provide manufacturer discounts on brand name drugs to Part D enrollees who have reached the coverage gap and are not already receiving "Extra Help." A 50% discount on the negotiated price (excluding the dispensing fee) will be available for those brand name drugs from manufacturers that have agreed to pay the discount.

We will automatically apply the discount when your pharmacy bills you for your prescription and your Explanation of Benefits will show any discount provided. The amount discounted by the manufacturer counts toward your out-of-pocket costs as if you had paid this amount and moves you through the coverage gap.

If you have any questions about the availability of discounts for the drugs you are taking or about the Medicare Coverage Gap Discount Program in general, please contact Customer Services (phone numbers are on the front cover).

## State Pharmaceutical Assistance Programs

Many states have State Pharmaceutical Assistance Programs that help some people pay for prescription drugs based on financial need, age, or medical condition. Each state has different rules to provide drug coverage to its members.

In Wisconsin, SeniorCare is a state organization that provides limited income and medically needy seniors and individuals with disabilities financial help for prescription drugs.

<b>SeniorCare (Wisconsin)</b>	
<b>CALL</b>	1-800-657-2038
<b>TTY</b>	711 or 1-800-947-6644 (Wisconsin Relay Services)  These numbers require special telephone equipment and are only for people who have difficulties with hearing or speaking.
<b>WRITE</b>	P.O. Box 6710, Madison, WI 53716-0710
<b>WEB SITE</b>	<a href="http://www.dhs.wisconsin.gov/seniorcare">www.dhs.wisconsin.gov/seniorcare</a>

---

## SECTION 8 How to contact the Railroad Retirement Board

---

The Railroad Retirement Board is an independent federal agency that administers comprehensive benefit programs for the nation's railroad workers and their families. If you have questions regarding your benefits from the Railroad Retirement Board, contact the agency.

<b>Railroad Retirement Board</b>	
<b>CALL</b>	1-877-772-5772. Calls to this number are free.  Available 9 a.m. to 3:30 p.m., Monday through Friday  If you have a touch-tone telephone, recorded information and automated services are available 24 hours a day, including weekends and holidays.
<b>TTY</b>	1-312-751-4701  This number requires special telephone equipment and is only for people who have difficulties with hearing or speaking.  Calls to this number are <i>not</i> free.
<b>WEB SITE</b>	<a href="http://www.rrb.gov">http://www.rrb.gov</a>

---

## SECTION 9 Do you have “group insurance” or other health insurance from an employer?

---

If you (or your spouse) get benefits from your (or your spouse’s) employer or retiree group, call the employer/union benefits administrator or Customer Services if you have any questions. You can ask about your (or your spouse’s) employer or retiree health benefits, premiums, or the enrollment period.

If you have other prescription drug coverage through your (or your spouse’s) employer or retiree group, please contact **that group’s benefits administrator**. The benefits administrator can help you determine how your current prescription drug coverage will work with us.

# Chapter 3. Using the plan coverage for your medical services

<b>SECTION 1</b>	<b>Things to know about getting your medical care as a member of our plan</b> .....	<b>26</b>
Section 1.1	What are “network providers” and “covered services”?.....	26
Section 1.2	Basic rules for getting your medical care that is covered by the plan.....	26
<b>SECTION 2</b>	<b>Use providers in the plan network to get your medical care</b> .....	<b>27</b>
Section 2.1	You must choose a Primary Care Clinic to provide and oversee your medical care .....	27
Section 2.2	How to get care from specialists and other network providers .....	28
Section 2.3	How to get care from out-of-network providers .....	28
<b>SECTION 3</b>	<b>How to get covered services when you have an emergency or urgent need for care</b> .....	<b>29</b>
Section 3.1	Getting care if you have a medical emergency .....	29
Section 3.2	Getting care when you have an urgent need for care .....	29
<b>SECTION 4</b>	<b>What if you are billed directly for the full cost of your covered services?</b> .....	<b>30</b>
Section 4.1	You can ask us to pay our share of the cost of your covered services .....	30
Section 4.2	If services are not covered by our plan, you must pay the full cost.....	30
<b>SECTION 5</b>	<b>How are your medical services covered when you are in a “clinical research study”?</b> .....	<b>31</b>
Section 5.1	What is a “clinical research study”? .....	31
Section 5.2	When you participate in a clinical research study, who pays for what? .....	32
<b>SECTION 6</b>	<b>Rules for getting care in a “religious non-medical health care institution”</b> .....	<b>32</b>
Section 6.1	What is a religious non-medical health care institution?.....	32
Section 6.2	What care from a religious non-medical health care institution is covered by our plan?.....	33

---

# SECTION 1 Things to know about getting your medical care as a member of our plan

---

This chapter tells things you need to know about using the plan to get your medical care covered. It gives definitions of terms and explains the rules you will need to follow to get the medical treatments, services, and other medical care that are covered by the plan.

For the details on what medical care is covered by our plan and how much you pay as your share of the cost when you get this care, use the medical benefits chart in the next chapter, Chapter 4 (*Medical Benefits Chart, what is covered and what you pay*).

## Section 1.1 What are “network providers” and “covered services”?

Here are some definitions that can help you understand how you get the care and services that are covered for you as a member of our plan:

- **“Providers”** are doctors and other health care professionals that the state licenses to provide medical services and care. The term “providers” also includes hospitals and other health care facilities.
- **“Network providers”** are the doctors and other health care professionals, medical groups, hospitals, and other health care facilities that have an agreement with us to accept our payment and your cost-sharing amount as payment in full. We have arranged for these providers to deliver covered services to members in our plan. The providers in the plan network generally bill us directly for care they give you. When you see a network provider, you usually pay only your share of the cost for their services.
- **“Covered services”** include all the medical care, health care services, supplies, and equipment that are covered by our plan. Your covered services for medical care are listed in the medical benefits chart in Chapter 4.

## Section 1.2 Basic rules for getting your medical care that is covered by the plan

The plan will generally cover your medical care as long as:

- **The care you receive is included in the medical benefits chart** (this chart is in Chapter 4 of this booklet).
- **The care you receive is considered medically necessary.** It needs to be accepted treatment for your medical condition.
- **You have a Primary Care Provider (a PCP) who is providing and overseeing your care.** As a member of our plan, you must choose a Primary Care Clinic (for more information about this, see Section 2.1 in this chapter).
- **You generally must receive your care from a network provider** for it to be covered at the in-network cost-sharing level (for more information about this, see Section 2 in this chapter). Care you receive from an out-of-network provider (a provider who is not part of the plan network) will not be covered unless:
  - The plan covers emergency care or urgently needed care that you get from an out-of-network provider. For more information about this, and to see what emergency or urgently needed care means, see Section 3 in this chapter.
  - If you need medical care that Medicare requires our plan to cover and the providers in the plan network cannot provide this care, you can get this care from an out-of-network provider. You must obtain authorization from us prior to seeking care. In this situation, you will pay the same as you would pay if you got the care from a network provider (in-network cost-sharing level).
  - You can obtain certain covered services under the Point-of-Service (POS) benefit at the out-of-network cost-sharing level. You do not need a referral from your PCP before getting services under the POS benefit. See Chapter 4 for more information about the POS benefit.

---

## SECTION 2 Use providers in the plan network to get your medical care

---

### Section 2.1 You must choose a Primary Care Clinic to provide and oversee your medical care

#### What is a “PCP” and what does the PCP do for you?

When you become a member of the plan, you must choose a Primary Care Clinic. You can see any Primary Care Provider (PCP) at your clinic. Your PCP is a provider who meets state requirements and is trained to give you basic medical care. The following are the types of providers that can act as a PCP: family medicine doctors, general practitioners, internists, and doctors in obstetrics/gynecology. Physician assistants and nurse practitioners cannot act as PCPs. You can obtain your routine or basic care from your PCP. Your PCP will also coordinate the rest of the covered services you get as a plan member. This includes but not limited to:

- X-rays.
- Laboratory tests.
- Therapies.
- Hospital admissions.
- Follow-up care.
- Care from doctors who are specialists (you can see any specialist in the network on your own without a referral).

“Coordinating” your services includes checking or consulting with other network providers about your care and how it is going. In some cases, your PCP will need to get prior authorization from us (see Chapter 4 for details). Because your PCP will provide and coordinate your medical care, you should have all of your past medical records sent to your PCP’s office. Chapter 8 tells you how we will protect the privacy of your medical records and personal health information.

#### How do you choose your PCP?

You can choose a Primary Care Clinic and PCP by reviewing the *Provider Directory* or by getting help from Customer Services. The Primary Care Clinic that you choose should be noted on the enrollment form when it is submitted. If there is a particular network hospital that you want to use, check first to be sure your PCP uses that hospital. Members can change PCPs.

#### Changing your PCP

You may change your PCP for any reason, at any time. Also, it’s possible that your PCP might leave the plan network of providers and you would have to find a new PCP.

You only need to change your PCP if you are changing your Primary Care Clinic. You may change your clinic at any time during the month, effective the first of the next month. To change your clinic, call Customer Services. They will change your membership record to show the name of your new clinic, and tell you when the change to your new clinic will take effect. They will also send you a new membership card that shows the name of your new clinic.

## Section 2.2 How to get care from specialists and other network providers

A specialist is a doctor who provides health care services for a specific disease or part of the body. There are many kinds of specialists. Here are a few examples:

- Oncologists, who care for patients with cancer.
- Cardiologists, who care for patients with heart conditions.
- Orthopedists, who care for patients with certain bone, joint, or muscle conditions.

You can see any specialist in the network on your own without a referral. To see an out-of-network doctor or specialist at the in-network cost-sharing level, you or your PCP must obtain prior authorization from us in order for those services to be covered. You can also use the Point-of-Service (POS) benefit and pay the out-of-network cost sharing. See Chapter 4 for details on the POS benefit.

### What if a specialist or another network provider leaves the plan network?

Sometimes a specialist, clinic, hospital or other network provider you are using might leave the plan network. If this happens you will have to switch to another provider who is in the network or you can see an out-of-network provider if the service is covered by the Point-of-Service (POS) benefit. See Chapter 4 for more information about the POS benefit. See our *Provider Directory* for a listing of other network providers available in your area. We will only send you notice of provider network changes if your Primary Care Clinic leaves the network or if other clinics and hospitals that you regularly see are leaving the network. The notice will list network providers available in your area. If an urgent situation arises before you make a change to a new network provider, contact Customer Services and we can assist you in finding and selecting another provider.

## Section 2.3 How to get care from out-of-network providers

Coverage is available for certain covered services provided by out-of-network providers and facilities under the Point-of-Service benefit at the out-of-network cost-sharing level. You do not need a referral from your PCP before getting services under the Point-of-Service benefit.

### The following covered services are not covered under the Point-of-Service benefit:

- Chiropractic services.
- Eyewear.
- Transplant services.
- Comprehensive in-home health assessment.
- Part D Medicare prescription drug benefit.
- Preventive dental – available to Classic members only.
- Comprehensive dental (for those enrolled) – available to Classic members only.
- Hearing aids – available to Classic members only.

See Chapter 4 for more details.

---

## SECTION 3 How to get covered services when you have an emergency or urgent need for care

---

### Section 3.1 Getting care if you have a medical emergency

#### What is a “medical emergency” and what should you do if you have one?

When you have a “medical emergency,” you believe that your health is in serious danger. A medical emergency can include severe pain, a bad injury, a sudden illness, or a medical condition that is quickly getting much worse.

If you have a medical emergency:

**Get help as quickly as possible.** Call 911 for help or go to the nearest emergency room, hospital, or urgent care center. Call for an ambulance if you need it. You do *not* need to get approval or a referral first from your PCP.

#### What is covered if you have a medical emergency?

You may get covered emergency medical care whenever you need it, anywhere in the United States or its territories. Our plan covers ambulance services in situations where getting to the emergency room in any other way could endanger your health. The plan also covers emergency medical care anywhere in the world. For more information, see the medical benefits chart in Chapter 4 of this booklet.

The doctors who are giving you emergency care will decide when your condition is stable and the medical emergency is over. After the emergency is over you are entitled to follow-up care to be sure your condition continues to be stable. Your follow-up care will be covered by our plan. If your emergency care is provided by out-of-network providers, we are available to assist in arranging for network providers to take over your care as soon as your medical condition and the circumstances allow. However, if you choose to remain with out-of-network providers, you will have to pay the Point-of-Service (POS) coinsurance, if eligible for the POS benefit.

#### What if it wasn't a medical emergency?

Sometimes it can be hard to know if you have a medical emergency. For example, you might go in for emergency care – thinking that your health is in serious danger – and the doctor may say that it wasn't a medical emergency after all. If it turns out that it was not an emergency, as long as you reasonably thought your health was in serious danger, we will cover your care.

However, after the doctor has said that it was *not* an emergency, we will generally cover additional care *only* if you get the additional care in one of these two ways:

- You go to a network provider to get the additional care.
- – *or* – the additional care you get is considered “urgently needed care” and you follow the rules for getting this urgent care (for more information about this, see Section 3.2 below).

### Section 3.2 Getting care when you have an urgent need for care

#### What is “urgently needed care”?

“Urgently needed care” is a non-emergency situation when you need medical care right away because of an illness, injury, or condition that you did not expect or anticipate, but your health is not in serious danger.

#### What if you are in the plan service area when you have an urgent need for care?

Whenever possible, you must use plan network providers when you are in the plan service area and you have an urgent need for care. (For more information about the plan service area, see Chapter 1, Section 2.3 of this booklet.)

In most situations, if you are in the plan service area, we will cover urgently needed care *only* if you get this care from a network provider and follow the other rules described earlier in this chapter. If the circumstances are unusual or extraordinary, and network providers are temporarily unavailable or inaccessible, our plan will cover urgently needed care that you get from an out-of-network provider.

### **What if you are outside the plan service area when you have an urgent need for care?**

Suppose that you are temporarily outside our plan service area, but still in the United States. If you have an urgent need for care, you probably will not be able to find or get to one of the providers in the plan network. In this situation (when you are outside the service area and cannot get care from a network provider), our plan will cover urgently needed care that you get from any provider.

Our plan covers urgently needed care you receive anywhere in the world. For more information, see the medical benefits chart in Chapter 4 of this booklet.

---

## **SECTION 4 What if you are billed directly for the full cost of your covered services?**

---

### **Section 4.1 You can ask us to pay our share of the cost of your covered services**

In limited instances, you may be asked to pay the full cost of the service. Other times, you may find that you have paid more than you expected under the coverage rules of the plan. In either case, you will want us to pay our share of the costs by reimbursing you for payments you have already made.

There may also be times when you get a bill from a provider for the full cost of medical care you have received. In many cases, you should send this bill to us so that we can pay our share of the costs for your covered medical services.

If you have paid more than your share for covered services, or if you have received a bill for the full cost of covered medical services, go to Chapter 7 (*Asking us to pay our share of a bill you have received for covered services or drugs*) for information about what to do.

### **Section 4.2 If services are not covered by our plan, you must pay the full cost**

The plan covers all medical services that are medically necessary, are covered under Medicare, and are obtained consistent with plan rules. You are responsible for paying the full cost of services that aren't covered by our plan, either because they are not plan covered services, or plan rules were not followed.

If you have any questions about whether we will pay for any medical service or care that you are considering, you have the right to ask us whether we will cover it before you get it. If we say we will not cover your services, you have the right to appeal our decision not to cover your care.

Chapter 9 (*What to do if you have a problem or complaint*) has more information about what to do if you want a coverage decision from us or want to appeal a decision we have already made. You may also call Customer Services at the number on the front cover of this booklet to get more information about how to do this.

For covered services that have a benefit limitation, you pay the full cost of any services you get after you have used up your benefit for that type of covered service.

- You will have to pay the full cost of any Skilled Nursing Facility (SNF) days you use after we pay for 100 days per benefit period. Because SNF days used after the 100-day benefit period are not a Medicare-covered service and not covered under the plan, any amount you pay out-of-pocket for these days will *not* count toward your out-of-pocket maximum.
- Any amount you pay above the \$75 allowance for eyeglass frames following cataract surgery *will* count toward your out-of-pocket maximum.
- Classic members only: Any amount you pay above the \$500 allowance for hearing aids will *not* count toward your out-of-pocket limit.
- Classic members only: Any amount you pay above the \$75 allowance for eyeglasses (for refractory changes) will *not* count toward your out-of-pocket maximum.
- Classic members only who enroll in the comprehensive dental benefit: Any amount you pay above the \$1,000 maximum for comprehensive dental benefits will *not* count toward your out-of-pocket maximum.

You can call Customer Services when you want to know how much of your benefit limit you have already used.

---

## SECTION 5 How are your medical services covered when you are in a “clinical research study”?

---

### Section 5.1 What is a “clinical research study”?

A clinical research study is a way that doctors and scientists test new types of medical care, like how well a new cancer drug works. They test new medical care procedures or drugs by asking for volunteers to help with the study. This kind of study is one of the final stages of a research process that helps doctors and scientists see if a new approach works and if it is safe.

Not all clinical research studies are open to members of our plan. Medicare first needs to approve the research study. If you participate in a study that Medicare has not approved, *you will be responsible for paying all costs for your participation in the study.*

Once Medicare approves the study, someone who works on the study will contact you to explain more about the study and see if you meet the requirements set by the scientists who are running the study. You can participate in the study as long as you meet the requirements for the study *and* you have a full understanding and acceptance of what is involved if you participate in the study.

If you participate in a Medicare-approved study, Original Medicare pays most of the costs for the covered services you receive as part of the study. When you are in a clinical research study, you may stay enrolled in our plan and continue to get the rest of your care (the care that is not related to the study) through our plan.

If you want to participate in a Medicare-approved clinical research study, you do *not* need to get approval from us or your PCP. The providers that deliver your care as part of the clinical research study do *not* need to be part of the plan network of providers.

Although you do not need to get our permission to be in a clinical research study, **you do need to tell us before you start participating in a clinical research study.** Here is why you need to tell us:

1. We can let you know whether the clinical research study is Medicare-approved.
2. We can tell you what services you will get from clinical research study providers instead of from our plan.
3. We can keep track of the health care services that you receive as part of the study.

If you plan on participating in a clinical research study, contact Customer Services (see Chapter 2, Section 1 of this *Evidence of Coverage*).

## **Section 5.2 When you participate in a clinical research study, who pays for what?**

Once you join a Medicare-approved clinical research study, you are covered for routine items and services you receive as part of the study, including:

- Room and board for a hospital stay that Medicare would pay for even if you weren't in a study.
- An operation or other medical procedure if it is part of the research study.
- Treatment of side effects and complications of the new care.

Original Medicare pays most of the cost of the covered services you receive as part of the study. After Medicare has paid its share of the cost for these services, our plan will also pay for part of the costs. We will pay the difference between the cost-sharing in Original Medicare and your cost-sharing as a member of our plan. This means your costs for the services you receive as part of the study will not be higher than they would be if you received these services outside of a clinical research study.

When you are part of a clinical research study, neither **Medicare nor our plan will pay for any of the following:**

- Generally, Medicare will *not* pay for the new item or service that the study is testing unless Medicare would cover the item or service even if you were *not* in a study.
- Items and services the study gives you or any participant for free.
- Items or services provided only to collect data, and not used in your direct health care. For example, Medicare would not pay for monthly CT scans done as part of the study if your condition would usually require only one CT scan.

### **Do you want to know more?**

To find out what your coinsurance would be if you joined a Medicare-approved clinical research study, please call Customer Services (phone numbers are on the cover of this booklet).

You can get more information about joining a clinical research study by reading the publication “Medicare and Clinical Research Studies” on the Medicare web site (<http://www.medicare.gov>). You can also call 1-800-MEDICARE (1-800-633-4227), 24 hours a day, seven days a week. TTY users should call 1-877-486-2048.

---

## **SECTION 6 Rules for getting care in a “religious non-medical health care institution”**

---

### **Section 6.1 What is a religious non-medical health care institution?**

A religious non-medical health care institution is a facility that provides care for a condition that would ordinarily be treated in a hospital or skilled nursing facility care. If getting care in a hospital or a skilled nursing facility is against a member's religious beliefs, you must elect to have your coverage for care in a religious non-medical health care institution. You may choose to pursue medical care at any time for any reason. This benefit is provided only for Part A inpatient services (non-medical health care services). Medicare will only pay for non-medical health care services provided by religious non-medical health care institutions.

## Section 6.2 What care from a religious non-medical health care institution is covered by our plan?

To get care from a religious non-medical health care institution, you must sign a legal document that says you are conscientiously opposed to getting medical treatment that is “non-excepted.”

- “Non-excepted” medical care or treatment is any medical care or treatment that is *voluntary* and *not required* by any federal, state, or local law.
- “Excepted” medical treatment is medical care or treatment that you get that is *not* voluntary or *is required* under federal, state, or local law.

To be covered by our plan, the care you get from a religious non-medical health care institution must meet the following conditions:

- The facility providing the care must be certified by Medicare.
- Our plan coverage of services you receive is limited to *non-religious* aspects of care.
- If you get services from this institution that are provided to you in your home, our plan will cover these services only if your condition would ordinarily meet the conditions for coverage of services given by home health agencies that are not religious non-medical health care institutions.
- If you get services from this institution that are provided to you in a facility, the following conditions apply:
  - You must have a medical condition that would allow you to receive covered services for inpatient hospital care or skilled nursing facility care.
  - – *and* – you must get approval in advance from us before you are admitted to the facility or your stay will not be covered.

Medicare Inpatient Hospital coverage limits apply (see the medical benefits chart in Chapter 4).

# Chapter 4. Medical Benefits Chart (what is covered and what you pay)

<b>SECTION 1</b>	<b>Understanding your out-of-pocket costs for covered services</b> .....	<b>35</b>
Section 1.1	What types of out-of-pocket costs do you pay for your covered services?.....	35
Section 1.2	What is the maximum amount you will pay for Medicare Part A and Part B covered medical services? .....	35
<b>SECTION 2</b>	<b>Use this <i>Medical Benefits Chart</i> to find out what is covered for you and how much you will pay</b> .....	<b>36</b>
Section 2.1	Your medical benefits and costs as a member of the plan.....	36
Section 2.2	Extra “optional supplemental” benefit you can buy .....	54
Section 2.3	Point-of-Service benefit .....	59
<b>SECTION 3</b>	<b>What types of benefits are not covered by the plan? .....</b>	<b>60</b>
Section 3.1	Types of benefits we do <i>not</i> cover (exclusions).....	60

---

## SECTION 1 Understanding your out-of-pocket costs for covered services

---

This chapter focuses on your covered services and what you pay for your medical benefits. It includes a medical benefits chart that gives a list of your covered services and tells how much you will pay for each covered service as a member of the plan. Later in this chapter, you can find information about medical services that are not covered. It also tells about limitations on certain services.

### Section 1.1 What types of out-of-pocket costs do you pay for your covered services?

To understand the payment information we give you in this chapter, you need to know about the types of out-of-pocket costs you may pay for your covered services.

- A **“copayment”** means that you pay a fixed amount each time you receive a medical service. You pay a copayment at the time you get the medical service.
- **“Coinsurance”** means that you pay a percent of the total cost of a medical service. You pay a coinsurance at the time you get the medical service.

Some people qualify for State Medicaid programs to help them pay their out-of-pocket costs for Medicare. If you are enrolled in one of these programs, you may still have to pay a copayment for the service, depending on the rules in your state.

### Section 1.2 What is the maximum amount you will pay for Medicare Part A and Part B covered medical services?

Because you are enrolled in a Medicare Advantage plan, there is a limit to how much you have to pay out-of-pocket each year for medical services that are covered under Medicare Part A and Part B (see the medical benefits chart in Section 2, below).

As a member of the plan, the most you will have to pay out-of-pocket for covered Part A and Part B services in 2011 is \$3,400 (The amount you pay for your plan premium does not count toward your out-of-pocket maximum.) If you reach the maximum out-of-pocket payment amount of \$3,400, you will not have to pay any out-of-pocket costs for the remainder of the year for covered Part A and Part B services. (You will have to continue to pay your plan premium and the Medicare Part B premium.)

The following is a list of services that are **excluded** from counting toward the out-of-pocket maximum:

#### *UCare for Seniors Value Plus plan*

- Point-of-Service benefit.
- Part D Medicare prescription drug benefit.

#### *UCare for Seniors Classic plan*

- Eyewear for refractory changes.
- Hearing aids.
- Point-of-Service benefit.
- Part D Medicare prescription drug benefit.
- Preventive dental benefit.
- Comprehensive dental benefit (for those enrolled).

---

## SECTION 2 Use this *Medical Benefits Chart* to find out what is covered for you and how much you will pay

---

### Section 2.1 Your medical benefits and costs as a member of the plan

The medical benefits chart on the following pages lists the services the plan covers and what you pay out-of-pocket for each service. The services listed in the medical benefits chart are covered only when the following coverage requirements are met:

- Your Medicare covered services must be provided according to the coverage guidelines established by Medicare.
- Except in the case of preventive services and screening tests, your services (including medical care, services, supplies, and equipment) *must* be medically necessary. Medically necessary means that the services are used for the diagnosis, direct care, and treatment of your medical condition, and are not provided mainly for your convenience or that of your doctor.
- Some of the services listed in the medical benefits chart are covered *only* if your doctor or other network provider gets approval in advance (sometimes called “prior authorization”) from us. This also applies to out-of-network providers under the Point-of-Service benefit. Covered services that need approval in advance are marked in the medical benefits chart by an asterisk (\*). In addition, the following services not listed in the medical benefits chart require prior authorization: Inpatient rehabilitation services, spine surgery, radiofrequency ablation for facet mediated neck and back pain, electrical bone growth stimulators, and spinal cord stimulator implants for chronic pain.
- Our plan covers all Medicare-covered preventive services at no cost to you.

Services that are covered for you	What you must pay when you get these services	
	Value Plus	Classic
<b>Inpatient Care</b>		
<p><b>Inpatient hospital care</b></p> <p>Covered services include:</p> <ul style="list-style-type: none"> <li>• Semi-private room (or a private room if medically necessary).</li> <li>• Meals including special diets.</li> <li>• Regular nursing services.</li> <li>• Costs of special care units (such as intensive or coronary care units).</li> <li>• Drugs and medications.</li> <li>• Lab tests.</li> <li>• X-rays and other radiology services.</li> <li>• Necessary surgical and medical supplies.</li> <li>• Use of appliances, such as wheelchairs.</li> <li>• Operating and recovery room costs.</li> <li>• Physical, occupational, and speech language therapy.</li> <li>• Under certain conditions, the following types of transplants are covered: corneal, kidney, kidney-pancreatic, heart, liver, lung, heart/lung, bone marrow, stem cell, and intestinal/multivisceral. If you need a transplant, we will arrange to have your case reviewed by a Medicare-approved transplant center that will decide whether you are a candidate for a transplant.</li> <li>• Blood – including storage and administration, and all other components of blood. Coverage begins with the first pint used.</li> <li>• Physician services.</li> </ul>	<p>\$300 copayment each Medicare-covered hospital stay until discharged.</p> <p>If you get inpatient care at an out-of-network hospital after your emergency condition is stabilized, your cost is the cost-sharing you would pay at a network hospital.</p>	<p>\$150 copayment each Medicare-covered hospital stay until discharged.</p> <p>If you get inpatient care at an out-of-network hospital after your emergency condition is stabilized, your cost is the cost-sharing you would pay at a network hospital.</p>
<p><b>Inpatient mental health care</b></p> <ul style="list-style-type: none"> <li>• Covered services include mental health care services that require a hospital stay. There is a 190-day lifetime limit for inpatient services in a psychiatric hospital. The 190-day limit does not apply to Mental Health services provided in a psychiatric unit of a general hospital.</li> </ul>	<p>\$300 copayment per stay.</p>	<p>\$150 copayment per stay.</p>

Services that are covered for you	What you must pay when you get these services	
	Value Plus	Classic
<p><b>Skilled Nursing Facility (SNF) care*</b></p> <p>(For a definition of “Skilled Nursing Facility,” see Chapter 12 of this booklet. Skilled nursing facilities are sometimes called “SNFs.”)</p> <p>No prior hospital stay is required. 100 days for each benefit period. Covered services include:</p> <ul style="list-style-type: none"> <li>• Semiprivate room (or a private room if medically necessary).</li> <li>• Meals, including special diets.</li> <li>• Regular nursing services.</li> <li>• Physical therapy, occupational therapy, and speech therapy.</li> <li>• Drugs administered to you as part of your plan of care. (This includes substances that are naturally present in the body, such as blood clotting factors.)</li> <li>• Blood – including storage and administration, and all other components of blood. Coverage begins with the first pint used.</li> <li>• Medical and surgical supplies ordinarily provided by SNFs.</li> <li>• Laboratory tests ordinarily provided by SNFs.</li> <li>• X-rays and other radiology services ordinarily provided by SNFs.</li> <li>• Use of appliances such as wheelchairs ordinarily provided by SNFs.</li> <li>• Physician services.</li> </ul> <p>Generally, you will get your SNF care from network facilities and pay the in-network cost sharing. Or you can go to an out-of-network facility and pay the Point-of-Service coinsurance. However, under certain conditions listed below, you may be able to pay in-network cost-sharing for a facility that isn’t a network provider, if the facility accepts our amounts for payment.</p> <ul style="list-style-type: none"> <li>• A nursing home or continuing care retirement community where you were living right before you went to the hospital (as long as it provides skilled nursing facility care).</li> <li>• A SNF where your spouse is living at the time you leave the hospital.</li> </ul>	<p>No copayment for days 1-20; \$125 copayment per day for days 21-100.</p>	<p>No copayment for days 1-20; \$75 copayment per day for days 21-100.</p>

Services that are covered for you	What you must pay when you get these services	
	Value Plus	Classic
<p><b>Inpatient services covered when the hospital or SNF days aren't, or are no longer, covered</b></p> <p>As described above, the plan covers unlimited days for inpatient hospital care and up to 100 days per benefit period for skilled nursing facility (SNF) care. Once you have reached these coverage limits, the plan will no longer cover your stay in the SNF. However, we will cover certain types of services that you receive while you are still in the hospital or the SNF.</p> <p>Covered services include:</p> <ul style="list-style-type: none"> <li>• Physician services.</li> <li>• Tests (like X-ray or lab tests).</li> <li>• X-ray, radium, and isotope therapy including technician materials and services.</li> <li>• Surgical dressings, splints, casts and other devices used to reduce fractures and dislocations.</li> <li>• Prosthetics and orthotics devices (other than dental) that replace all or part of an internal body organ (including contiguous tissue), or all or part of the function of a permanently inoperative or malfunctioning internal body organ, including replacement or repairs of such devices.</li> <li>• Leg, arm, back, and neck braces; trusses, and artificial legs, arms, and eyes including adjustments, repairs, and replacements required because of breakage, wear, loss, or a change in the patient's physical condition.</li> <li>• Physical therapy, speech therapy, and occupational therapy.</li> </ul>	<p>See corresponding benefit description for applicable cost sharing.</p>	<p>See corresponding benefit description for applicable cost sharing.</p>
<p><b>Home health agency care*</b></p> <p>Covered services include:</p> <ul style="list-style-type: none"> <li>• Part-time or intermittent skilled nursing and home health aide services. (To be covered under the home health care benefit, your skilled nursing and home health aide services combined must total fewer than 8 hours per day and 35 hours per week.)</li> <li>• Physical therapy, occupational therapy, and speech therapy.</li> <li>• Medical social services.</li> <li>• Medical equipment and supplies.</li> </ul>	<p>No copayment for most home health care services.</p> <p>There is cost sharing for physical and speech therapy, and durable medical equipment and related supplies. See corresponding benefit descriptions for cost sharing.</p>	<p>No copayment for most home health care services.</p> <p>There is cost sharing for physical and speech therapy, and durable medical equipment and related supplies. See corresponding benefit descriptions for cost sharing.</p>

Services that are covered for you	What you must pay when you get these services	
	Value Plus	Classic
<p><b>Hospice care</b></p> <p>You may receive care from any Medicare-certified hospice program. Original Medicare (rather than our Plan) will pay the hospice provider for the services you receive. Your hospice doctor can be a network provider or an out-of-network provider. You will still be a plan member and will continue to get the rest of your care that is unrelated to your terminal condition through our Plan. However, Original Medicare will pay for all of your Part A and Part B services. Your provider will bill Original Medicare for these services while your hospice election is in force. Covered services include:</p> <ul style="list-style-type: none"> <li>• Drugs for symptom control and pain relief, short-term respite care, and other services not otherwise covered by Original Medicare.</li> <li>• Home care.</li> </ul> <p>Our plan covers hospice consultation services (one time only) for a terminally ill person who hasn't elected the hospice benefit.</p>	<p>When you enroll in a Medicare-certified hospice program, your hospice services and your Original Medicare services are paid for by Original Medicare, not us.</p>	<p>When you enroll in a Medicare-certified hospice program, your hospice services and your Original Medicare services are paid for by Original Medicare, not us.</p>

Services that are covered for you	What you must pay when you get these services	
	Value Plus	Classic
<b>Outpatient Services</b>		
<p><b>Physician services, including doctor’s office visits</b></p> <p>Covered services include:</p> <ul style="list-style-type: none"> <li>• Office visits, including medical and surgical care in a physician’s office.</li> <li>• Medical or surgical services furnished in a certified ambulatory surgical center or in a hospital outpatient setting.</li> <li>• Consultation, diagnosis, and treatment by a specialist.</li> <li>• Hearing and balance exams, if your doctor orders it to see if you need medical treatment.</li> <li>• Routine hearing test once annually.</li> <li>• Telehealth office visits including consultation, diagnosis and treatment by a specialist.</li> <li>• Second opinion by another network provider prior to surgery.</li> <li>• Outpatient hospital services.</li> <li>• Non-routine dental care (covered services are limited to surgery of the jaw or related structures, setting fractures of the jaw or facial bones, extraction of teeth to prepare the jaw for radiation treatments of neoplastic cancer disease, or services that would be covered when provided by a physician).</li> </ul>	<p>No copayment.</p> <p>No copayment.</p> <p>\$30 copayment per visit.</p> <p>No copayment.</p> <p>No copayment.</p> <p>\$30 copayment per visit.</p> <p>No copayment per visit with a PCP; \$30 copayment per visit with a specialist.</p> <p>No copayment.</p> <p>See corresponding cost sharing for place of service.</p>	<p>No copayment.</p> <p>No copayment.</p> <p>\$15 copayment per visit.</p> <p>No copayment.</p> <p>No copayment.</p> <p>\$15 copayment per visit.</p> <p>No copayment per visit with a PCP; \$15 copayment per visit with a specialist.</p> <p>No copayment.</p> <p>See corresponding cost sharing for place of service.</p>
<p><b>Chiropractic services*</b></p> <p>We contract with Chiropractic Care of Minnesota, Inc. (CCMI) to provide chiropractic services. You need to see a CCMI provider to have coverage for this benefit. For help finding a chiropractor, call CCMI toll free at 1-888-638-7719, TTY at 1-800-627-3529. For help setting up an appointment, call UCare Customer Services at 612-676-3600 or 1-877-523-1515 (Calls to these numbers are free), 8 a.m. - 8 p.m. daily. TTY users call 612-676-6810 or 1-800-688-2534.</p> <p>Covered services include:</p> <ul style="list-style-type: none"> <li>• Manual manipulation of the spine to correct subluxation.</li> </ul>	<p>No copayment.</p>	<p>No copayment.</p>

Services that are covered for you	What you must pay when you get these services	
	Value Plus	Classic
<p><b>Podiatry services</b></p> <p>Covered services include:</p> <ul style="list-style-type: none"> <li>• Treatment of injuries and diseases of the feet (such as hammer toe or heel spurs).</li> <li>• Routine foot care for members with certain medical conditions affecting the lower limbs.</li> </ul>	\$30 copayment per visit.	\$15 copayment per visit.
<p><b>Outpatient mental health care*</b></p> <p>We contract with Behavioral Healthcare Providers (BHP) and Mayo Management Services Inc. (MMSI) to provide mental health services:</p> <ul style="list-style-type: none"> <li>• Call BHP at 763-525-1746 or toll free 1-800-361-0491, Monday – Friday, 8 a.m. to 5 p.m. TTY at 1-800-627-3529. After hours calls are answered by Fairview University Mental Health Intake.</li> <li>• MMSI (if you chose a MMSI Primary Care Clinic) at toll free 1-800-645-6296.</li> </ul> <p>Covered services include:</p> <p>Mental health services provided by a doctor, clinical psychologist, clinical social worker, clinical nurse specialist, nurse practitioner, physician assistant, or other Medicare-qualified mental health care professional as allowed under applicable state laws.</p>	\$30 copayment per visit.	\$15 copayment per visit.
<p><b>Partial hospitalization services*</b></p> <p>“Partial hospitalization” is a structured program of active psychiatric treatment that is more intense than the care received in your doctor’s or therapist’s office and is an alternative to inpatient hospitalization.</p>	No copayment.	No copayment.
<p><b>Outpatient substance abuse services*</b></p> <p>We contract with Behavioral Healthcare Providers (BHP) and Mayo Management Services Inc. (MMSI) to provide substance abuse services:</p> <ul style="list-style-type: none"> <li>• Call BHP at 763-525-1746 or toll free 1-800-361-0491, Monday – Friday, 8 a.m. to 5 p.m. TTY at 1-800-627-3529. After hours calls are answered by Fairview University Mental Health Intake.</li> <li>• MMSI (if you chose a MMSI Primary Care Clinic) at toll free 1-800-645-6296.</li> </ul>	\$25 copayment per visit.	No copayment.

Services that are covered for you	What you must pay when you get these services	
	Value Plus	Classic
<b>Outpatient surgery, including services provided at hospital facilities and ambulatory surgical centers*</b>	\$200 copayment for each outpatient surgery; \$25 copayment for all other outpatient hospital services.	\$100 copayment for each outpatient surgery; no copayment for all other outpatient hospital services.
<b>Ambulance services</b> <ul style="list-style-type: none"> <li>Covered ambulance services include fixed wing, rotary wing, and ground ambulance services, to the nearest appropriate facility that can provide care only if they are furnished to a member whose medical condition is such that other means of transportation are contraindicated (could endanger the person's health). The member's condition must require both the ambulance transportation itself and the level of service provided in order for the billed service to be considered medically necessary.</li> <li>Non-emergency transportation by ambulance is appropriate if it is documented that the member's condition is such that other means of transportation are contraindicated (could endanger the person's health) and that transportation by ambulance is medically required.</li> </ul>	\$100 copayment per one-way trip.	\$100 copayment per one-way trip.
<b>Emergency care</b> Worldwide coverage.	\$50 copayment per visit; waived if admitted to the hospital within 24 hours for the same condition.  If you receive emergency care at an out-of-network hospital and need inpatient care after your emergency condition is stabilized, your cost is the cost-sharing you would pay at a network hospital.	\$50 copayment per visit; waived if admitted to the hospital within 24 hours for the same condition.  If you receive emergency care at an out-of-network hospital and need inpatient care after your emergency condition is stabilized, your cost is the cost-sharing you would pay at a network hospital.
<b>Urgently needed care</b> Worldwide coverage.	\$25 copayment per visit.	\$20 copayment per visit.

Services that are covered for you	What you must pay when you get these services	
	Value Plus	Classic
<p><b>Outpatient rehabilitation services</b></p> <p>Covered services include:</p> <ul style="list-style-type: none"> <li>• Physical therapy, occupational therapy, speech language therapy.*</li> <li>• Cardiac rehabilitative therapy, intensive cardiac rehabilitation services, and pulmonary rehabilitation services.</li> <li>• Comprehensive Outpatient Rehabilitation Facility (CORF) services.</li> </ul>	<p>\$30 copayment per visit.</p> <p>\$25 copayment per visit.</p> <p>No copayment.</p>	<p>\$15 copayment per visit.</p> <p>No copayment.</p> <p>No copayment.</p>
<p><b>Durable medical equipment and related supplies*</b></p> <p>(For a definition of “durable medical equipment,” see Chapter 12 of this booklet.)</p> <p>Covered items include, but are not limited to: wheelchairs, crutches, hospital bed, IV infusion pump, oxygen equipment, nebulizer, and walker.</p>	<p>20% coinsurance on the allowed amount.</p>	<p>20% coinsurance on the allowed amount.</p>
<p><b>Prosthetic devices and related supplies</b></p> <p>Devices (other than dental) that replace a body part or function. These include, but are not limited to: colostomy bags and supplies directly related to colostomy care, pacemakers, braces, prosthetic shoes, artificial limbs, and breast prostheses (including a surgical brassiere after a mastectomy). Includes certain supplies related to prosthetic devices, and repair and/or replacement of prosthetic devices. Also includes some coverage following cataract removal or cataract surgery – see “Vision Care” later in this section for more detail.</p> <ul style="list-style-type: none"> <li>• Prosthetic devices, and repair and/or replacement of prosthetic devices.</li> <li>• Related supplies.</li> </ul>	<p>20% coinsurance on the allowed amount.</p> <p>10% coinsurance on the allowed amount.</p>	<p>10% coinsurance on the allowed amount.</p> <p>10% coinsurance on the allowed amount.</p>

Services that are covered for you	What you must pay when you get these services	
	Value Plus	Classic
<p><b>Diabetes self-monitoring, training, and supplies</b></p> <p>For all people who have diabetes (insulin and non-insulin users). Covered services include:</p> <ul style="list-style-type: none"> <li>• Blood glucose monitor, blood glucose test strips, lancet devices and lancets, and glucose-control solutions for checking the accuracy of test strips and monitors. Coverage is limited to specific manufacturer brands.</li> <li>• For people with diabetes who have severe diabetic foot disease: One pair per calendar year of therapeutic custom-molded shoes (including inserts provided with such shoes) and two additional pairs of inserts, or one pair of depth shoes and three pairs of inserts (not including the non-customized removable inserts provided with such shoes). Coverage includes fitting.</li> <li>• Self-management training is covered under certain conditions.</li> <li>• For persons at risk of diabetes: Fasting plasma glucose tests according to Medicare coverage guidelines.</li> </ul>	No copayment.	No copayment.
<p><b>Medical nutrition therapy</b></p> <p>For people with diabetes, renal (kidney) disease (but not on dialysis), and after a transplant when referred by your doctor.</p>	No copayment.	No copayment.
<p><b>Kidney disease education services</b></p> <p>Education to teach kidney care and help members make informed decisions about their care. For people with Stage IV chronic kidney disease when referred by their doctor. We cover up to six sessions of kidney disease education services per lifetime.</p>	No copayment.	No copayment.

Services that are covered for you	What you must pay when you get these services	
	Value Plus	Classic
<p><b>Outpatient diagnostic tests and therapeutic services and supplies</b></p> <p>Covered services include:</p> <ul style="list-style-type: none"> <li>• X-rays.</li> <li>• Radiation therapy.</li> <li>• Surgical supplies, such as dressings.</li> <li>• Supplies, such as splints and casts.</li> <li>• Laboratory tests.</li> <li>• Blood – including storage and administration, and all other components of blood. Coverage begins with the first pint used.</li> <li>• Other outpatient diagnostic tests.</li> </ul>	<p>\$25 copayment.</p> <p>\$25 copayment.</p> <p>No copayment.</p> <p>No copayment.</p> <p>\$0 copayment for certain Medicare-covered preventive lab tests; \$25 copayment for all other lab tests.</p> <p>No copayment.</p> <p>\$0 copayment for certain Medicare-covered preventive diagnostic tests; \$25 copayment for all other tests.</p>	<p>No copayment.</p>

Services that are covered for you	What you must pay when you get these services	
	Value Plus	Classic
<p><b>Vision care</b></p> <p>Covered services include:</p> <ul style="list-style-type: none"> <li>• Outpatient physician services for eye care.</li> <li>• One routine vision (eye) examination annually.</li> <li>• For people who are at high risk of glaucoma, such as people with a family history of glaucoma, people with diabetes, and African-Americans who are age 50 and older: glaucoma screening once per year.</li> <li>• One pair of eyeglasses or contact lenses after each cataract surgery that includes insertion of an intraocular lens. Corrective lenses/frames (and replacements) needed after a cataract removal without a lens implant. Must be obtained from a network provider.</li> </ul> <ul style="list-style-type: none"> <li>• Classic plan only: One pair of prescription eyeglasses (frame and lenses) or contact lenses annually from any provider.</li> </ul>	<p>\$30 copayment per visit.</p> <p>No copayment.</p> <p>No copayment.</p> <p>After each cataract surgery: \$75 benefit allowance for eyeglass frames, and no copayment for one pair of standard Medicare-covered eyeglass lenses or contact lenses. Progressive lenses, no-line bifocal or trifocal lenses, tinting (except for certain ultraviolet-screening coatings), scratch-resistant coatings, or oversized lenses are not covered unless required by Medicare coverage guidelines.</p>	<p>\$15 copayment per visit.</p> <p>No copayment.</p> <p>No copayment.</p> <p>After each cataract surgery: \$75 benefit allowance for eyeglass frames, and no copayment for one pair of standard Medicare-covered eyeglass lenses or contact lenses. Progressive lenses, no-line bifocal or trifocal lenses, tinting (except for certain ultraviolet-screening coatings), scratch-resistant coatings, or oversized lenses are not covered unless required by Medicare coverage guidelines.</p> <p>\$75 benefit allowance.</p>
<p><b>Preventive Care and Screening Tests</b></p>		
<p><b>Abdominal aortic aneurysm screening</b></p> <p>A one-time screening ultrasound for people at risk. The plan only covers this screening if you get a referral for it as a result of your “Welcome to Medicare” physical exam.</p>	<p>No copayment.</p>	<p>No copayment.</p>

Services that are covered for you	What you must pay when you get these services	
	Value Plus	Classic
<p><b>Bone mass measurement</b></p> <p>For qualified individuals (generally, this means people at risk of losing bone mass or at risk of osteoporosis), the following services are covered every 2 years or more frequently if medically necessary: procedures to identify bone mass, detect bone loss, or determine bone quality, including a physician's interpretation of the results.</p>	No copayment.	No copayment.
<p><b>Colorectal screening</b></p> <p>For people 50 and older, the following are covered:</p> <ul style="list-style-type: none"> <li>• Flexible sigmoidoscopy (or screening barium enema as an alternative) every 48 months.</li> <li>• Fecal occult blood test, every 12 months.</li> </ul> <p>For people at high risk of colorectal cancer, we cover:</p> <ul style="list-style-type: none"> <li>• Screening colonoscopy (or screening barium enema as an alternative) every 24 months.</li> </ul> <p>For people not at high risk of colorectal cancer, we cover:</p> <ul style="list-style-type: none"> <li>• Screening colonoscopy every 10 years, but not within 48 months of a screening sigmoidoscopy.</li> </ul>	No copayment.	No copayment.
<p><b>HIV screening</b></p> <p>For people who ask for an HIV screening test or who are at increased risk for HIV infection, we cover:</p> <ul style="list-style-type: none"> <li>• One screening exam every 12 months.</li> </ul> <p>For women who are pregnant, we cover:</p> <ul style="list-style-type: none"> <li>• Up to three screening exams during a pregnancy.</li> </ul>	No copayment.	No copayment.

Services that are covered for you	What you must pay when you get these services	
	Value Plus	Classic
<p><b>Immunizations</b></p> <p>Covered services include:</p> <ul style="list-style-type: none"> <li>• Pneumonia vaccine.</li> <li>• Flu shots, once a year in the fall or winter.</li> <li>• Hepatitis B vaccine if you are at high or intermediate risk of getting Hepatitis B.</li> <li>• Other vaccines if you are at risk.</li> </ul> <p>Out-of-network cost sharing does not apply to flu or pneumococcal vaccines when they are the only services received during the visit.</p> <p>We also cover some vaccines under our outpatient prescription drug benefit.</p>	No copayment.	No copayment.
<p><b>Mammography screening</b></p> <p>Covered services include:</p> <ul style="list-style-type: none"> <li>• One baseline exam between the ages of 35 and 39.</li> <li>• One screening every 12 months for women age 40 and older.</li> </ul>	No copayment.	No copayment.
<p><b>Pap test, pelvic exams, and clinical breast exams</b></p> <p>Covered services include:</p> <ul style="list-style-type: none"> <li>• For all women, pelvic exams, and clinical breast exams are covered once every 24 months.</li> <li>• For all women, one Pap test every 12 months.</li> </ul>	No copayment.	No copayment.
<p><b>Prostate cancer screening exams</b></p> <p>For men age 50 and older, covered services include the following - once every 12 months:</p> <ul style="list-style-type: none"> <li>• Digital rectal exam.</li> <li>• Prostate Specific Antigen (PSA) test.</li> </ul>	No copayment.	No copayment.
<p><b>Cardiovascular disease testing</b></p> <p>Blood tests for the detection of cardiovascular disease (or abnormalities associated with an elevated risk of cardiovascular disease).</p>	No copayment.	No copayment.

Services that are covered for you	What you must pay when you get these services	
	Value Plus	Classic
<p><b>Initial Preventative Physical Exam (Welcome to Medicare Physical Exam)</b></p> <p>A one-time physical exam for members within the first 12 months that they have Medicare Part B. Includes measurement of height, weight, body mass index, blood pressure, visual acuity screen and other routine measurements; an electrocardiogram; education, counseling and referral with respect to covered screening and preventive services. Doesn't include lab tests.</p>	No copayment.	No copayment.
<p><b>Personalized Prevention Plan Services (Annual Wellness Visit)</b></p> <p>Available to members in the first 12 months that they have Medicare Part B or 12 months after the member has the one-time Initial Preventative Physical Exam (Welcome to Medicare Physical Exam).</p>	No copayment.	No copayment.
<b>Other Services</b>		
<p><b>Dialysis (kidney)</b></p> <p>Covered services include:</p> <ul style="list-style-type: none"> <li>• Outpatient dialysis treatments (including dialysis treatments when temporarily out of the service area, as explained in Chapter 3).</li> <li>• Inpatient dialysis treatments (if you are admitted to a hospital for special care).</li> <li>• Self-dialysis training (includes training for you and anyone helping you with your home dialysis treatments).</li> <li>• Home dialysis equipment and supplies.</li> <li>• Certain home support services (such as, when necessary, visits by trained dialysis workers to check on your home dialysis, to help in emergencies, and check your dialysis equipment and water supply).</li> </ul>	No copayment.	No copayment.

Services that are covered for you	What you must pay when you get these services	
	Value Plus	Classic
<p><b>Medicare Part B prescription drugs</b></p> <p>These drugs are covered under Part B of Original Medicare. Members of our plan receive coverage for these drugs through our plan. Covered drugs include:</p> <ul style="list-style-type: none"> <li>• Drugs that usually aren't self-administered by the patient and are injected while you are getting physician services.</li> <li>• Drugs you take using durable medical equipment (such as nebulizers) that was authorized by us.</li> <li>• Clotting factors you give yourself by injection if you have hemophilia.</li> <li>• Immunosuppressive drugs, if you were enrolled in Medicare Part A at the time of the organ transplant.</li> <li>• Injectable osteoporosis drugs, if you are homebound, have a bone fracture that a doctor certifies was related to post-menopausal osteoporosis, and cannot self-administer the drug.</li> <li>• Antigens.</li> <li>• Certain oral anti-cancer drugs and anti-nausea drugs.</li> <li>• Certain drugs for home dialysis, including heparin, the antidote for heparin when medically necessary, topical anesthetics, and erythropoiesis-stimulating agents (such as Epogen®, Procrit®, Epoetin Alfa, Aranesp®, or Darbepoetin Alfa).</li> <li>• Intravenous Immune Globulin for the home treatment of primary immune deficiency diseases.</li> </ul> <p>Chapter 5 explains the Part D prescription drug benefit, including rules you must follow to have prescriptions covered. What you pay for your Part D prescription drugs through our plan is listed in Chapter 6.</p>	<p>\$50 copayment, or the cost of the drug(s) if less, per office visit for Part B drugs infused or administered in a physician's office or outpatient setting. A \$25 copayment per generic drug or a \$50 copayment per brand-name drug at a retail pharmacy, or the cost of the drug if less.</p>	<p>\$50 copayment, or the cost of the drug(s) if less, per office visit for Part B drugs infused or administered in a physician's office or outpatient setting. A \$25 copayment per generic drug or a \$50 copayment per brand-name drug at a retail pharmacy, or the cost of the drug if less.</p>

Services that are covered for you	What you must pay when you get these services	
	Value Plus	Classic
<b>Additional Benefits</b>		
<p><b>Preventive Dental services</b></p> <ul style="list-style-type: none"> <li>• Oral examination twice per calendar year; and routine cleaning of teeth and/or gums up to three times per calendar year (two cleanings can be used for either teeth or gum cleanings; the third can only be a gum cleaning).</li> <li>• Bite-wing x-rays every 12 months (one series of up to four films).</li> <li>• Full mouth x-rays every 5 years.</li> <li>• Four periapical x-rays (Pas) in any 12-month period.</li> </ul>	<p><b>No coverage.</b></p>	<p><b>In Network:</b> No copayment. Members must see a DentaQuest network dentist of their choice to receive this benefit at the in-network benefit level.</p> <p><b>Out-of-network:</b> If a member has dental services performed by a dentist outside of the DentaQuest network (must be within the United States and territories), the member will be responsible for (a) submitting an itemized bill and claim form, and (b) pay the difference between the dentist's fees and the allowed amount. All itemized bills should be submitted to:</p> <p>DentaQuest  Attn: <i>UCare for Seniors</i>  – OON  P.O. Box 396  Thiensville, WI 53092.</p>
<p><b>Hearing services</b></p> <p>Hearing aids, evaluations, and fittings every 36 months (covers inner ear, outer ear, or over-the-ear hearing aids) from any qualified provider. This also includes coverage for hearing aid repairs. Hearing aid molds, supplies, and batteries are not covered.</p>	<p><b>No coverage.</b></p>	<p>\$500 benefit allowance every 36 months.</p> <p>The benefit allowance will not reset if you disenroll from the plan and re-enroll within the 36-month benefit timeframe.</p>

Services that are covered for you	What you must pay when you get these services	
	Value Plus	Classic
<p><b>Health and wellness education programs</b></p> <p><b>Resources to Stop Using Tobacco</b></p> <p>Help to stop using tobacco through the Mayo Clinic Tobacco Quitline. Customized to your individual needs. Call the Mayo Clinic Tobacco Quitline at 1-888-642-5566. TTY 1-866-257-2971.</p> <p><b>UCan! UCare Activity Network</b></p> <ul style="list-style-type: none"> <li>• \$15 reduction in monthly health club membership fees at a participating club.</li> <li>• UCan! Do-It-Yourself fitness kit for \$10.</li> <li>• <i>EnhanceFitness</i><sup>®</sup> classes led by certified instructors at no charge at participating community locations in Minnesota.</li> </ul> <p>Call Customer Services to order a kit, or for class or club locations.</p> <p><b>Newsletter</b></p> <p><i>PrimeTime</i>, an award-winning newsletter containing helpful health care information and updates printed three times per year.</p> <p><b>Nursing Hotline</b></p> <p>Health Connection is a telephone service that is provided for members and is available for access to medical and health information 24 hours a day, including weekends and holidays. Call at 1-888-778-8204 or TTY if you are hearing impaired at 1-877-728-3311 (toll free).</p> <p><b>Disease Management</b></p> <p>Members have the opportunity to participate in a number of disease management programs if they meet certain eligibility requirements. These programs are designed to provide specialized management of particular chronic conditions. For more information on these programs, call the Disease Management Message Line at 612-676-6539 or 1-866-863-8303 (toll free). TTY call 612-676-6810 or 1-800-688-2534 (toll free).</p>	No copayment.	No copayment.
<p><b>In-home medical assessment</b></p> <p>Comprehensive health assessment by certain contracted medical professional vendors performed in home or in a Skilled Nursing Facility (SNF).</p>	No copayment.	No copayment.

## Section 2.2 Extra “optional supplemental” benefit you can buy

Our *UCare for Seniors Classic* (Classic) plan offers some extra benefits that are not covered by Original Medicare and not included in your benefits package as a plan member. These extra benefits are called “**Optional Supplemental Benefits.**” If you want these optional supplemental benefits, you must sign up for them and you may have to pay an additional premium for them. The optional supplemental benefits included in this section are subject to the same appeals process as any other benefits.

As a member of the plan, you have the option of purchasing a comprehensive dental benefit package. You may select this option (a) upon your initial enrollment into the plan, (b) within the first 30 days of enrollment into the plan, or (c) during the Annual Election Period each year. The monthly premium in 2011 is \$20. This is in addition to your monthly Classic plan premium and your Medicare Parts A and/or B premium, if applicable. The deductible and co-insurance for these covered services do not apply toward your out-of-pocket maximum described in this Chapter 4. Dental services are administered by DentaQuest (“administrator”).

**The following coverage information applies if you purchase the comprehensive dental benefit package.**

**A. Selecting Your Dentist.** You should select a network dental provider from the provider directory. This provider will be responsible for the coordination of all covered dental services and for ensuring continuity of care. The network dental provider will provide most services either directly or through a licensed dental hygienist. For more information about whether your dentist is contracted with the administrator, call the Interactive Voice Response Line at 1-800-896-2372 (toll free), Monday through Friday from 8 a.m. to 5 p.m., or call the TTY line at 1-800-466-7566 (toll free).

Seeing a specialized network dental provider does not require a referral from your usual network dental provider, but it is recommended that you consult with your usual network dental provider before going to a specialist. Enrolling in this benefit does not guarantee that you will obtain any given dental services from any particular dentist.

**Using Out-of-Network Dentists.** You may use a dentist not contracted for the network. However services must be obtained within the United States and territories. If you receive covered dental services from a dentist or other dental provider who is not in the contracted network, you will be responsible for the coinsurance shown in Section D plus 100% of the difference between the actual billed charge and the allowed amount. To request out-of-network reimbursement, please submit a copy of the American Dental Association (ADA) claim form (obtained from your dentist) with your payment receipt to:

DentaQuest  
Attn: *UCare for Senior Classic* – OON  
P.O. Box 396  
Thiensville, WI 53092

Reimbursement may be delayed if submitted without the required documentation listed above.

**UCare See-A-Dentist Guarantee.** Through this unique guarantee, we will:

- Offer you a dental appointment within 30 days for cleanings and routine checkups.
- Help you schedule appointments for more complex dental needs.
- Provide personal scheduling assistance through our See-A-Dentist Appointment Hotline.

If we are unable to offer an appointment within 30 days, we will continue to work with you to get access to a dentist. We will also give you a free dental care kit, including an electric toothbrush and a complete guide to oral health. Certain limitations apply. Call the UCare See-A-Dentist Appointment Hotline at 1-800-235-0564 (toll free) from 8 a.m. to 5 p.m., Monday through Friday. If you are hearing impaired, please call the TTY line at 1-800-466-7566 (toll free).

**B. Covered Dental Services.** Dental services described in this section are covered dental services when they are:

- Provided by or under the direction of a dentist or other appropriate provider as specifically described in this EOC.
- Determined to be medically necessary by the administrator.
- A cost-effective, clinically accepted treatment.
- Not excluded under this EOC.

Covered dental services are subject to payment of the monthly premium, and satisfaction of the annual deductible and co-insurance as described in the Schedule of Benefits chart in Section D below. **Diagnostic and preventive dental services are covered under your basic coverage described in your EOC.**

**C. Disenrollment.** If you cancel your comprehensive dental coverage, you cannot re-enroll in the comprehensive dental plan until the January following a minimum 12 months of non-enrollment. If you decide to disenroll from comprehensive dental coverage, please send a written request to:

UCare  
**Attn: Medicare Enrollment**  
P.O. Box 52  
Minneapolis, MN 55440-0052  
Or  
Fax to: 612-676-6501

**D. Schedule of Benefits.** This section states the deductible and the coinsurance percentage we cover for different levels of covered dental services. It also states the annual maximum amount for this dental benefit.

**Annual Deductible:** \$25 per calendar year (does not apply to diagnostic or preventive services covered under your EOC). You must pay the deductible on covered dental services before coverage begins.

**Annual maximum:** \$1,000 benefit maximum per calendar year. This is the maximum amount we will pay for covered dental services.

Services that are covered for you	What you must pay when you get these services - <b>OPTIONAL</b> <b>Classic</b>
<b>1. Basic services</b>	
<p><b>Non-routine services</b></p> <p>Emergency treatment for pain relief (minor procedures).</p>	20% coinsurance on the UCare dental fee schedule.
<p><b>Diagnostic/other</b></p> <ul style="list-style-type: none"> <li>• Restoration of lost tooth structure as a result of tooth decay or fracture, when restored with amalgams (silver fillings) or resins (white fillings).</li> <li>• When resins are replaced in posterior teeth, or if inlays, onlays, or three-quarter (3/4) crowns are placed, coverage is limited to the same surfaces and allowances for amalgam. <b>Limitation:</b> Coverage for the replacement of restorations is provided only after a two (2) year period has elapsed, measured from the last date the covered dental service was performed.</li> <li>• General anesthesia or intravenous sedation is a separate covered dental service in conjunction with a complex surgical dental covered service.</li> </ul>	20% coinsurance on the UCare dental fee schedule.
<p><b>Endodontic services</b></p> <p>Root canal therapy on permanent teeth, including retreatment. <b>Limitations:</b> one per tooth per lifetime.</p>	20% coinsurance on the UCare dental fee schedule.
<p><b>Periodontic services</b></p> <ul style="list-style-type: none"> <li>• Full-mouth debridement.</li> <li>• Non-surgical periodontics: Procedures necessary for the treatment of diseases of the gingival (gums). <b>Limitation:</b> Coverage is limited to one (1) non-surgical periodontal treatment per quadrant every 36 months.</li> <li>• Surgical periodontics: The surgical procedures necessary for the treatment of the gingival (gums) and bone supporting the teeth. <b>Limitation:</b> Coverage is limited to one (1) surgical periodontal treatment per quadrant every 36 months.</li> </ul>	20% coinsurance on the UCare dental fee schedule.
<p><b>Oral/Maxillofacial surgery</b></p> <p>Surgical and non-surgical extractions for tooth removal, including pre- and post-operative care.</p>	20% coinsurance on the UCare dental fee schedule.

Services that are covered for you	What you must pay when you get these services - <b>OPTIONAL</b> <b>Classic</b>
<b>2. Major services</b>	
<p><b>Major restorative services</b></p> <ul style="list-style-type: none"> <li>• Emergency services – major procedures.</li> <li>• Special restorative procedures to restore lost tooth structure as a result of tooth decay or fracture.</li> <li>• Crowns, when the amount of lost tooth structure does not enable the placement of a filling material. <b>Limitations:</b> Benefit for the replacement of a crown will be provided only after a five (5) year period, measured from the last date the covered dental service was performed.</li> </ul>	<p>50% coinsurance on the UCare dental fee schedule.</p>
<p><b>Prosthetics: Removable and fixed</b></p> <ul style="list-style-type: none"> <li>• Bridges, standard partial dentures, and full dentures for the replacement of fully extracted permanent teeth. Coverage is limited to the commonly performed methods of tooth replacement.</li> </ul> <p><b>Exclusion:</b> Coverage is <b>not</b> provided for the following:</p> <ul style="list-style-type: none"> <li>- Replacement of misplaced, lost, or stolen dental prosthetic appliances.</li> <li>- Initial installation of a bridge or denture to replace teeth missing prior to coverage.</li> <li>- Replacement of teeth congenitally missing.</li> </ul> <ul style="list-style-type: none"> <li>• Replacement benefit for prosthetic services: A prosthetic appliance for the purpose of replacing an existing appliance will be covered only after five (5) years, measured from the last date the covered dental service was performed and then only in the event that the existing appliance is not and cannot be made satisfactory. Services necessary to make an appliance satisfactory is covered.</li> <li>• Replacement benefit for fixed prosthetics: None of the individual units of the bridge may have been covered previously as a crown or cast restoration during the last five (5) year period. The fabrication of the bridge due to the loss of an existing tooth does <b>not</b> set aside the five (5) year exclusion on cast restorations.</li> <li>• Alveolectomy, alveoloplasty, and vestibuloplasty when required to prepare for dentures.</li> </ul>	<p>50% coinsurance on the UCare dental fee schedule.</p>

Services that are covered for you	What you must pay when you get these services - <b>OPTIONAL</b> <b>Classic</b>
<p><b>Prosthetic repair and adjustments</b></p> <p>Prosthetics: Provides for the repair and adjustment to prosthetic appliances when they are serving as the permanent prosthetic appliance. <b>Limitations:</b> No adjustment, relining, or rebasing will be covered if performed during the first six (6) months following denture placement. Coverage of tissue conditioning, relining, or rebasing is limited to once in a two (2) year period.</p>	<p>50% coinsurance on the UCare dental fee schedule.</p>

- E. Exclusions.** While some of the exclusions shown below may be covered services under the terms of the EOC for non-dental services, the following are not covered dental services under this comprehensive dental benefit package:
1. Dental services that are not necessary or specifically covered.
  2. Hospitalization or other facility charges.
  3. Prescription drugs.
  4. Any dental procedure performed solely as a cosmetic procedure.
  5. Charges for dental procedures completed prior to the member's effective date of coverage.
  6. Anesthesiologist services.
  7. Dental procedures, appliances, or restorations that are necessary to alter, restore, or maintain occlusion, including but not limited to: increasing vertical dimension, replacing or stabilizing tooth structure lost by attrition (wear), realignment of teeth, periodontal splinting, and gnathologic recordings.
  8. Direct diagnostic surgical or non-surgical treatment procedures applied to jaw joints or muscles, except as provided under Oral Surgery in Section D.
  9. Any artificial material implanted or grafted into or onto bone or soft tissue, including implant procedures and associated fixtures or surgical removal of implants.
  10. Oral hygiene instruction.
  11. Services for teeth retained in relation to an overdenture. Overdenture appliances are limited to an allowance for a standard full denture.
  12. Any oral surgery that includes surgical endodontics (apicoectomy, retrograde filling) other than that listed under Oral Surgery in Section D.
  13. Analgesia (nitrous oxide).
  14. Removable unilateral dentures.
  15. Temporary procedures.
  16. Splinting.
  17. Consultations and office visits.
  18. Initial installation of full or partial dentures or fixed bridgework to replace a tooth or teeth extracted prior to the member's effective date. **Exception:** This exclusion will not apply for any member who has been continuously covered under this optional supplemental comprehensive dental benefit package for more than 24 months.
  19. Occlusal analysis, occlusal guards (night guards), and occlusal adjustments (limited and complete).
  20. Veneers (bonding of coverings to the teeth).
  21. Orthodontic treatment procedures.
  22. Corrections to congenital conditions, other than for congenital missing teeth.
  23. Athletic mouth guards.
  24. Retreatment or additional treatment necessary to correct or relieve the results of previous treatment, except as noted in Section D.
  25. Fluoride treatment.
  26. Space maintainers.

## F. Limitations.

1. A dentist has the right to refuse treatment to a member who fails or refuses to follow a prescribed course of treatment.
2. This optional supplemental comprehensive dental benefit package (dental package) may not be available in subsequent years. If UCare no longer offers this dental package, or a calendar year or years are skipped and any dental package is then re-established, unused multi-year benefits and limits do not carry over into any later periods. The coverage would then begin anew if the dental package is offered again, or end once it is not offered. Availability of the dental package is not based on your individual health or your use of the dental package benefits, but on the experience of the dental package as a whole.
3. New or experimental dental techniques or procedures may be denied until there is, to UCare's satisfaction, an established scientific basis for recommendation. Experimental dental techniques or procedures are defined as a dental service technique or procedure that lacks wide recognition as a proven and effective treatment in dentistry using the following criteria:
  - a. Scientific evidence must permit conclusions concerning the technique, procedure, or technology on dental outcomes.
  - b. The technique, procedure, or technology must improve net dental outcome.
  - c. The technique, procedure, or technology must be as beneficial as any established alternative.
  - d. Improvements, techniques, and/or procedures must be attainable outside investigational settings.
  - e. A drug or device must be declared safe and effective for the use prescribed by the U.S. Food and Drug Administration. For purposes of this definition, drugs and devices are those identified in the Food and Drug Act.
4. Covered materials used for covered dental procedures are limited to those that are usual and customary materials, except as noted in Section D.

### Section 2.3 Point-of-Service benefit

Coverage is available for certain covered services provided by out-of-network physicians and facilities under the Point-of-Service benefit. Services must be obtained within the United States and territories. You cannot use out-of-network providers who have opted out of the Medicare program (see Chapter 11 for more information about provider opt-out).

You do not need a referral from your Primary Care Provider before getting services under the Point-of-Service benefit. However, your provider may need to obtain approval in advance from us for those services marked with an asterisk in the medical benefits chart and listed at the beginning of Section 2.1.

#### **The following covered services are not covered under the Point-of-Service benefit:**

- Chiropractic services.
- Eyewear.
- Transplant services.
- Comprehensive in-home health assessment.
- Part D Medicare prescription drug benefit.
- Preventive dental – available to Classic members only.
- Comprehensive dental (for those enrolled) – available to Classic members only.
- Hearing aids – available to Classic members only.

**Please note:** Emergency care, urgently needed care, and renal (kidney) dialysis are required under the Medicare program to be covered in network and out of network. Therefore, when these services are provided by out-of-network providers, the Point-of-Service benefit coinsurance does not apply. For applicable copayments, see the corresponding benefit descriptions in the medical benefits chart in this Chapter 4.

### **Point-of-Service coinsurance**

Coverage is 80% coinsurance on the allowed amount for covered services. You are responsible for 20% coinsurance on the allowed amount. There is a \$20,000 annual member out-of-pocket cost maximum. There is also a \$100,000 plan benefit maximum.

The allowed amount depends on the provider's Medicare participating status. For out-of-network providers, the amount paid by UCare for services and supplies is the lesser of the provider's billed amount or the Medicare-allowed amount. The **Medicare-allowed amount** is dependent upon the provider's Medicare participating status.

- For providers who have an agreement with CMS to accept assignment, the allowed amount is the Medicare fee schedule.
- For providers who do not accept assignment, they are not required to accept the Medicare fee schedule amount as payment in full. They may charge a higher amount which is called the Medicare limiting charge. For items and services paid under the Medicare fee schedule, the limiting charge is 115% of the fee schedule amount. For items and services CMS excludes from payment under the fee schedule, the limiting charge is 115% of 95% of the payment basis applicable to those who accept assignment.

Balance billing by the provider for amounts above the maximum charge is not allowed. Before getting services or items under this Point-of-Service benefit, you should ask the out-of-network provider whether or not he/she accepts assignment of Medicare benefits.

### **Accessing the Point-of-Service benefit**

At the time of service, show your plan membership card. The out-of-network provider should send the bill to us at the address on the back of the card. You pay your portion of the bill at the time of service or when billed by the provider.

If you intend to use this benefit for inpatient hospitalization, we recommend you call Customer Services.

Whenever a claim is processed for the Point-of-Service benefit, members receive an Explanation of Benefits (EOB) outlining the payment made for the POS service(s). Appeal rights are also sent with the EOB. The Point-of-Service benefit is subject to the same appeals process as any other benefit.

---

## **SECTION 3 What types of benefits are not covered by the plan?**

---

### **Section 3.1 Types of benefits we do *not* cover (exclusions)**

This section tells you what kinds of benefits are “excluded.” Excluded means that the plan doesn't cover these benefits.

The list below describes some services and items that aren't covered under any conditions and some that are excluded only under specific conditions.

If you get benefits that are excluded, you must pay for them yourself. We won't pay for the medical benefits listed in this section (or elsewhere in this booklet), and neither will Original Medicare. The only exception: If a benefit on the exclusion list is found upon appeal to be a medical benefit that we should have paid for or covered because of your specific situation. (For information about appealing a decision we have made to not cover a medical service, go to Chapter 9, Section 5.3 in this booklet.)

In addition to any exclusions or limitations described in the medical benefits chart, or anywhere else in this *Evidence of Coverage*, **the following items and services aren't covered under Original Medicare or by our plan:**

- Services considered not reasonable and necessary, according to the standards of Original Medicare, unless these services are listed by us as a covered services.
- Experimental medical and surgical procedures, equipment and medications, unless covered by Original Medicare. However, certain services may be covered under a Medicare-approved clinical research study. See Chapter 3, Section 5 for more information on clinical research studies.
- Surgical treatment for morbid obesity, except when it is considered medically necessary and covered under Original Medicare.
- Private room in a hospital, except when it is considered medically necessary.
- Private duty nurses.
- Personal items in your room at a hospital or a skilled nursing facility, such as a telephone or a television.
- Full-time nursing care in your home.
- Custodial care, unless it is provided with covered skilled nursing care and/or skilled rehabilitation services. Custodial care, or non-skilled care, is care that helps you with activities of daily living, such as bathing or dressing.
- Homemaker services include basic household assistance, including light housekeeping or light meal preparation.
- Fees charged by your immediate relatives or members of your household.
- Meals delivered to your home.
- Elective or voluntary enhancement procedures or services (including weight loss, hair growth, sexual performance, athletic performance, cosmetic purposes, anti-aging and mental performance), except when medically necessary.
- Cosmetic surgery or procedures, unless because of an accidental injury or to improve a malformed part of the body. However, all stages of reconstruction are covered for a breast after a mastectomy, as well as for the unaffected breast to produce a symmetrical appearance.
- Routine dental care, such as cleanings, fillings or dentures for Value Plus members. Comprehensive dental care (such as major restorative services) unless you have purchased the optional supplemental comprehensive dental benefit (available only to Classic members). However, non-routine dental care received at a hospital may be covered.
- Chiropractic care, other than manual manipulation of the spine consistent with Medicare coverage guidelines.
- Routine foot care, except for the limited coverage provided according to Medicare guidelines.
- Orthopedic shoes, unless the shoes are part of a leg brace and are included in the cost of the brace or the shoes are for a person with diabetic foot disease.
- Supportive devices for the feet, except for orthopedic or therapeutic shoes for people with diabetic foot disease.
- Hearing aids for Value Plus members.
- Eyeglasses for Value Plus members, radial keratotomy, LASIK surgery, vision therapy and other low vision aids. However, eyeglasses are covered for people after cataract surgery.
- Outpatient prescription drugs including drugs for treatment of sexual dysfunction, including erectile dysfunction, impotence, and anorgasmy or hyporgasmy.
- Reversal of sterilization procedures, sex change operations, and non-prescription contraceptive supplies.
- Acupuncture.

- Naturopath services (uses natural or alternative treatments).
- Services provided to veterans in Veterans Affairs (VA) facilities. However, when emergency services are received at VA hospital and the VA cost-sharing is more than the cost-sharing under our plan. We will reimburse veterans for the difference. Members are still responsible for our cost-sharing amounts.
- Any services listed above that aren't covered will remain not covered even if received at an emergency facility.

# Chapter 5. Using the plan coverage for your Part D prescription drugs

<b>SECTION 1</b>	<b>Introduction.....</b>	<b>65</b>
Section 1.1	This chapter describes your coverage for Part D drugs.....	65
Section 1.2	Basic rules for the plan Part D drug coverage.....	65
<b>SECTION 2</b>	<b>Fill your prescription at a network pharmacy or through the plan mail-order service .....</b>	<b>66</b>
Section 2.1	To have your prescription covered, use a network pharmacy.....	66
Section 2.2	Finding network pharmacies.....	66
Section 2.3	Using the plan mail-order service.....	67
Section 2.4	How can you get a long-term supply of drugs?.....	67
Section 2.5	When can you use a pharmacy that is not in the plan network? .....	67
<b>SECTION 3</b>	<b>Your drugs need to be on the plan “Drug List” .....</b>	<b>68</b>
Section 3.1	The “Drug List” tells which Part D drugs are covered.....	68
Section 3.2	There are four “cost-sharing tiers” for drugs on the Drug List .....	68
Section 3.3	How can you find out if a specific drug is on the Drug List? .....	69
<b>SECTION 4</b>	<b>There are restrictions on coverage for some drugs .....</b>	<b>69</b>
Section 4.1	Why do some drugs have restrictions? .....	69
Section 4.2	What kinds of restrictions? .....	69
Section 4.3	Do any of these restrictions apply to your drugs? .....	70
<b>SECTION 5</b>	<b>What if one of your drugs is not covered in the way you’d like it to be covered? .....</b>	<b>70</b>
Section 5.1	There are things you can do if your drug is not covered in the way you’d like it to be covered.....	70
Section 5.2	What can you do if your drug is not on the Drug List or if the drug is restricted in some way?.....	70
Section 5.3	What can you do if your drug is in a cost-sharing tier you think is too high?.....	72
<b>SECTION 6</b>	<b>What if your coverage changes for one of your drugs? .....</b>	<b>72</b>
Section 6.1	The Drug List can change during the year .....	72
Section 6.2	What happens if coverage changes for a drug you are taking? .....	72
<b>SECTION 7</b>	<b>What types of drugs are <i>not</i> covered by the plan? .....</b>	<b>73</b>
Section 7.1	Types of drugs we do not cover .....	73
<b>SECTION 8</b>	<b>Show your plan membership card when you fill a prescription .....</b>	<b>74</b>

Section 8.1	Show your membership card.....	74
Section 8.2	What if you don't have your membership card with you? .....	74
<b>SECTION 9</b>	<b>Part D drug coverage in special situations .....</b>	<b>75</b>
Section 9.1	What if you're in a hospital or a skilled nursing facility for a stay that is covered by the plan? .....	75
Section 9.2	What if you're a resident in a long-term care facility?.....	75
Section 9.3	What if you're also getting drug coverage from an employer or retiree group plan? .....	75
<b>SECTION 10</b>	<b>Programs on drug safety and managing medications .....</b>	<b>76</b>
Section 10.1	Programs to help members use drugs safely .....	76
Section 10.2	Programs to help members manage their medications .....	76



### **Did you know there are programs to help people pay for their drugs?**

There are programs to help people with limited resources pay for their drugs. These include “Extra Help” and State Pharmaceutical Assistance Programs. For more information, see Chapter 2, Section 7.

### **Are you currently getting help to pay for your drugs?**

If you are in a program that helps pay for your drugs, **some information in this Evidence of Coverage may not apply to you.** We have mailed a separate document called the “Evidence of Coverage Rider for People Who Get Extra Help Paying for Prescription Drugs” (LIS Rider) that tells you about your drug coverage. If you don’t receive this document, please call Customer Services and ask for the “Evidence of Coverage Rider for People Who Get Extra Help Paying for Prescription Drugs” (LIS Rider). Phone numbers for Customer Services are on the front cover.

---

## **SECTION 1 Introduction**

---

### **Section 1.1 This chapter describes your coverage for Part D drugs**

This chapter explains rules for using your coverage for Part D drugs. The next chapter tells what you pay for Part D drugs (Chapter 6, *What you pay for your Part D prescription drugs*).

In addition to your coverage for Part D drugs, the plan also covers some drugs under the plan medical benefits:

- The plan covers drugs you are given during covered stays in the hospital or in a skilled nursing facility. Chapter 4 (*Medical Benefits Chart, what is covered and what you pay*) tells about the benefits and costs for drugs during a covered hospital or skilled nursing facility stay.
- Medicare Part B also provides benefits for some drugs. Part B drugs include certain chemotherapy drugs, certain drug injections you are given during an office visit, and drugs you are given at a dialysis facility. Chapter 4 (*Medical Benefits Chart, what is covered and what you pay*) tells about the benefits and costs for Part B drugs.

The two examples of drugs described above are covered by the plan medical benefits. The rest of your prescription drugs are covered under the plan Part D benefits. **This chapter explains rules for using your coverage for Part D drugs.** The next chapter tells what you pay for Part D drugs (Chapter 6, *What you pay for your Part D prescription drugs*).

### **Section 1.2 Basic rules for the plan Part D drug coverage**

The plan will generally cover your drugs as long as you follow these basic rules:

- You must use a network pharmacy to fill your prescription. (See Section 2, *Fill your prescriptions at a network pharmacy*.)
- Your drug must be on the plan *List of Covered Drugs (Formulary)* (we call it the “Drug List” for short). (See Section 3, *Your drugs need to be on the plan Drug List*.)
- Your drug must be considered “medically necessary,” meaning reasonable and necessary for treatment of your injury or illness. It also needs to be an accepted treatment for your medical condition.

---

## SECTION 2 Fill your prescription at a network pharmacy or through the plan mail-order service

---

### Section 2.1 To have your prescription covered, use a network pharmacy

In most cases, your prescriptions are covered *only* if they are filled at the plan network pharmacies. (See Section 2.5 for information about when we would cover prescriptions filled at out-of-network pharmacies.)

A network pharmacy is a pharmacy that has a contract with us to provide your covered prescription drugs. The term “covered drugs” means all of the Part D prescription drugs that are covered by the plan.

### Section 2.2 Finding network pharmacies

#### How do you find a network pharmacy in your area?

To find a network pharmacy, you can look in your *Pharmacy Directory*, visit our web site at [www.ucare.org](http://www.ucare.org), or call Customer Services (phone numbers are on the cover). Choose whatever is easiest for you.

You may go to any of our network pharmacies. If you switch from one network pharmacy to another, and you need a refill of a drug you have been taking, you can ask either to have a new prescription written by a doctor or to have your prescription transferred to your new network pharmacy.

#### What if the pharmacy you have been using leaves the network?

If the pharmacy you have been using leaves the plan network, you will have to find a new pharmacy that is in the network. To find another network pharmacy in your area, you can get help from Customer Services (phone numbers are on the cover) or use the *Pharmacy Directory*.

#### What if you need a specialized pharmacy?

Sometimes prescriptions must be filled at a specialized pharmacy. Specialized pharmacies include:

- Pharmacies that supply drugs for home infusion therapy. Our plan will cover home infusion therapy if:
  - Your prescription drug is on the plan Drug List or a formulary exception has been granted for your prescription drugs.
  - Your prescription is written by an authorized prescriber.

Please refer to your *Pharmacy Directory* to find a home infusion pharmacy provider in your area. For more information, contact Customer Services.

- Pharmacies that supply drugs for residents of a long-term-care facility. Usually, a long-term care facility (such as a nursing home) has its own pharmacy. Residents may get prescription drugs through the facility’s pharmacy as long as it is part of our network. If your long-term care pharmacy is not in our network, please contact Customer Services.
- Pharmacies that serve the Indian Health Service/Tribal/Urban Indian Health Program (not available in Puerto Rico). Except in emergencies, only Native Americans or Alaska Natives have access to these pharmacies in our network.
- Pharmacies that dispense certain drugs that are restricted by the FDA to certain locations, require extraordinary handling, provider coordination, or education on its use. (Note: This scenario should happen rarely.)

To locate a specialized pharmacy, look in your *Pharmacy Directory* or call Customer Services.

## Section 2.3 Using the plan mail-order service

For certain kinds of drugs, you can use the plan network mail-order services. Generally, the drugs available through mail order are drugs that you take on a regular basis, for a chronic or long-term medical condition. The drugs available through our plan mail order service are marked as “**maintenance**” drugs in our Drug List.

The plan mail-order service requires you to order up to a 90-day supply.

To get order forms and information about filling your prescriptions by mail call Customer Services. If you use a mail-order pharmacy not in the plan network, your prescription will not be covered.

Usually a mail-order pharmacy order will get to you in no more than 3-5 business days. However, sometimes your mail-order may be delayed. Please allow up to seven days for delivery. If your mail order is delayed, call Customer Services to find out how to fill your prescription.

## Section 2.4 How can you get a long-term supply of drugs?

When you get a long-term supply of drugs, your cost sharing may be lower. The plan offers two ways to get a long-term supply of “maintenance” drugs on the plan Drug List. (Maintenance drugs are drugs that you take on a regular basis, for a chronic or long-term medical condition.)

1. **Some retail pharmacies** in our network allow you to get a long-term supply of maintenance drugs. Some of these retail pharmacies agree to accept a lower cost-sharing amount for a long-term supply of maintenance drugs. Your *Pharmacy Directory* tells you which pharmacies in our network can give you a long-term supply of maintenance drugs. You can also call Customer Services for more information.
2. For certain kinds of drugs, you can use the plan network **mail-order service**. These drugs are marked as maintenance drugs on the plan Drug List. Our plan mail-order service requires you to order up to a 90-day supply. See Section 2.3 for more information about using the plan mail-order service.

## Section 2.5 When can you use a pharmacy that is not in the plan network?

### Your prescription may be covered in certain situations

We have network pharmacies outside of our service area where you can get your prescriptions filled as a member of our plan. Generally, we cover drugs filled at an out-of-network pharmacy *only* when you are not able to use a network pharmacy. Here are the circumstances when we would cover prescriptions filled at an out-of-network pharmacy:

#### 1. *In case of a medical emergency.*

We will cover prescriptions that are filled at an out-of-network pharmacy if the prescriptions are related to care for a medical emergency or urgently needed care.

#### 2. *Other situations.*

We will cover your prescription at an out-of-network pharmacy if at least one of the following applies:

- If you are unable to get a covered drug in a timely manner within our service area because there are no network pharmacies within a reasonable driving distance that provide 24-hour service.
- If you are trying to fill a covered prescription drug that is not regularly stocked at an eligible network retail or mail order pharmacy (these drugs include orphan drugs or other specialty pharmaceuticals).

- If you are traveling within the U.S., but outside the service area, and you become ill, lose or run out of your prescription drugs, we will cover prescriptions that are filled at an out-of-network pharmacy if you follow all other coverage rules and a network pharmacy is not available. We cannot pay for any prescriptions that are filled outside the U.S. even for a medical emergency.

In these situations, **please check first with Customer Services** to see if there is a network pharmacy nearby.

### **How do you ask for reimbursement from us?**

If you must use an out-of-network pharmacy, you will generally have to pay the full cost (rather than paying your normal share of the cost) when you fill your prescription. You can ask us to reimburse you for our share of the cost. (Chapter 7, Section 2.1 explains how to ask us to pay you back.)

---

## **SECTION 3 Your drugs need to be on the plan “Drug List”**

---

### **Section 3.1 The “Drug List” tells which Part D drugs are covered**

We have a “*List of Covered Drugs (Formulary)*.” In this *Evidence of Coverage*, we call it the “**Drug List**” for short.

The drugs on this list are selected by us with the help of a team of doctors and pharmacists. The list must meet requirements set by Medicare. Medicare has approved the plan Drug List.

We will generally cover a drug on the plan Drug List as long as you follow the other coverage rules explained in this chapter and the drug is medically necessary, meaning reasonable and necessary for treatment of your injury or illness. It also needs to be an accepted treatment for your medical condition.

### **The Drug List includes both brand-name and generic drugs**

A generic drug is a prescription drug that has the same active ingredients as the brand-name drug. It works just as well as the brand-name drug, but it costs less. There are generic drug substitutes available for many brand-name drugs.

### **What is *not* on the Drug list?**

The plan does not cover all prescription drugs.

- In some cases, the law does not allow any Medicare plan to cover certain types of drugs (for more information about this, see Section 7.1 in this chapter).
- In other cases, we have decided not to include a particular drug on the Drug List.

### **Section 3.2 There are four “cost-sharing tiers” for drugs on the Drug List**

Every drug on the Drug List is in one of four cost-sharing tiers. In general, the higher the cost-sharing tier, the higher your cost for the drug:

- Cost-sharing Tier 1 – Generic drugs (lowest tier).
- Cost-sharing Tier 2 – Preferred brand-name drugs.
- Cost-sharing Tier 3 – Non-preferred brand-name drugs.
- Cost-sharing Tier 4 – Specialty brand-name drugs (highest tier).

To find out which cost-sharing tier your drug is in, look it up in the plan *Drug List*.

The amount you pay for drugs in each cost-sharing tier is shown in Chapter 6 (*What you pay for your Part D prescription drugs*).

### **Section 3.3 How can you find out if a specific drug is on the Drug List?**

You have three ways to find out:

1. Check the most recent Drug List we sent you in the mail.
2. Visit the web site at [www.ucare.org](http://www.ucare.org). The Drug List on the web site is always the most current.
3. Call Customer Services to find out if a particular drug is on the Drug List or to ask for a copy of the list. Phone numbers for Customer Services are on the front cover.

---

## **SECTION 4 There are restrictions on coverage for some drugs**

---

### **Section 4.1 Why do some drugs have restrictions?**

For certain prescription drugs, special rules restrict how and when the plan covers them. A team of doctors and pharmacists developed these rules to help our members use drugs in the most effective ways. These special rules also help control overall drug costs, which keeps your drug coverage more affordable.

In general, our rules encourage you get a drug that works for your medical condition and is safe. Whenever a safe, lower-cost drug will work medically just as well as a higher-cost drug, our rules are designed to encourage you and your doctor or other prescriber to use that lower-cost option. We also need to comply with Medicare's rules and regulations for drug coverage and cost sharing.

### **Section 4.2 What kinds of restrictions?**

We use different types of restrictions to help our members use drugs in the most effective ways. The sections below tell you more about the types of restrictions we use for certain drugs.

#### **Getting approval in advance**

For certain drugs, you or your doctor need to get approval from us before we will agree to cover the drug for you. This is called "**prior authorization.**" Sometimes approval is required so we can be sure that your drug is covered by Medicare rules. Sometimes the requirement for getting approval in advance helps guide appropriate use of certain drugs. If you do not get this approval, your drug might not be covered by the plan.

#### **Trying a different drug first**

This requirement encourages you to try safer or more effective drugs before the plan covers another drug. For example, if Drug A and Drug B treat the same medical condition, we may require you to try Drug A first. If Drug A does not work for you, the plan will then cover Drug B. This requirement to try a different drug first is called "**Step Therapy.**"

#### **Quantity limits**

For certain drugs, we limit the amount of the drug that you can have. For example, we might limit how many refills you can get, or how much of a drug you can get each time you fill your prescription. For example, if it is normally considered safe to take only one pill per day for a certain drug, we may limit coverage for your prescription to no more than one pill per day.

### Section 4.3 Do any of these restrictions apply to your drugs?

The plan Drug List includes information about the restrictions described above. To find out if any of these restrictions apply to a drug you take or want to take, check the Drug List. For the most up-to-date information, call Customer Services (phone numbers are on the front cover) or check our web site at [www.ucare.org](http://www.ucare.org).

---

## SECTION 5 What if one of your drugs is not covered in the way you'd like it to be covered?

---

### Section 5.1 There are things you can do if your drug is not covered in the way you'd like it to be covered

Suppose there is a prescription drug you are currently taking, or one that you and your doctor think you should be taking. We hope that your drug coverage will work well for you, but it's possible that you might have a problem. For example:

- **What if the drug you want to take is not covered by the plan?** For example, the drug might not be covered at all. Or maybe a generic version of the drug is covered but the brand-name version you want to take is not covered.
- **What if the drug is covered, but there are extra rules or restrictions on coverage for that drug?** As explained in Section 4, some of the drugs covered by the plan have extra rules to restrict their use. For example, you might be required to try a different drug first, to see if it will work, before the drug you want to take will be covered for you. Or there might be limits on what amount of the drug (number of pills, etc.) is covered during a particular time period.
- **What if the drug is covered, but it is in a cost-sharing tier that makes your cost sharing more expensive than you think it should be?** The plan puts each covered drug into one of four different cost-sharing tiers. How much you pay for your prescription depends in part on which cost-sharing tier your drug is in.

There are things you can do if your drug is not covered in the way that you'd like it to be covered. Your options depend on what type of problem you have:

- If your drug is not on the Drug List or if your drug is restricted, go to Section 5.2 to learn what you can do.
- If your drug is in a cost-sharing tier that makes your cost more expensive than you think it should be, go to Section 5.3 to learn what you can do.

### Section 5.2 What can you do if your drug is not on the Drug List or if the drug is restricted in some way?

If your drug is not on the Drug List or is restricted, here are things you can do:

- You may be able to get a temporary supply of the drug (only members in certain situations can get a temporary supply). This will give you and your doctor time to change to another drug or to file an exception.
- You can change to another drug.
- You can request an exception and ask us to cover the drug or remove restrictions from the drug.

#### You may be able to get a temporary supply

Under certain circumstances, the plan can offer a temporary supply of a drug to you when your drug is not on the Drug List or when it is restricted in some way. Doing this gives you time to talk with your doctor about the change in coverage and figure out what to do.

To be eligible for a temporary supply, you must meet the two requirements below:

**1. The change to your drug coverage must be one of the following types of changes:**

- The drug you have been taking is **no longer on the plan Drug List**.
- -- or -- the drug you have been taking is **now restricted in some way** (Section 4 in this chapter tells about restrictions).

**2. You must be in one of the situations described below:**

- **For those members who are new to the plan and aren't in a long-term care facility:**

We will cover a temporary supply of your drug **one time only during the first 90 days of your membership** in the plan. This temporary supply will be for a maximum of 30 days, or less if your prescription is written for fewer days. The prescription must be filled at a network pharmacy.

- **For those who are a new member, and a resident in a long-term care facility:**

We will cover a temporary supply of your drug **during the first 90 days of your membership** in the plan. The first supply will be for a maximum of 31 days, or less if your prescription is written for fewer days. If needed, we will cover additional refills during your first 90 days in the plan.

- **For those who have been a member of the plan for more than 90 days, and are a resident of a long-term care facility and need a supply right away:**

We will cover one 31-day supply, or less if your prescription is written for fewer days. This is in addition to the above long-term care transition supply.

- **For those who are a current member of the plan and transitioning to a different level of care:**

We will cover one 31-day supply, or less if your prescription is written for fewer days. If you are a current member, admitted or discharged from a long-term care facility, you will be allowed “refill-too-soon” overrides to ensure that you have access to an adequate supply of your medications.

To ask for a temporary supply, call Customer Services (phone numbers are on the front cover).

During the time when you are getting a temporary supply of a drug, you should talk with your doctor to decide what to do when your temporary supply runs out. Perhaps there is a different drug covered by the plan that might work just as well for you. Or you and your doctor can ask us to make an exception for you and cover the drug in the way you would like it to be covered. The sections below tell you more about these options.

### **You can change to another drug**

Start by talking with your doctor. Perhaps there is a different drug covered by the plan that might work just as well for you. You can call Customer Services to ask for a list of covered drugs that treat the same medical condition. This list can help your doctor to find a covered drug that might work for you.

### **You can file an exception**

You and your doctor or other prescriber can ask the plan to make an exception for you and cover the drug in the way you would like it to be covered. If your doctor or other prescriber says that you have medical reasons that justify asking us for an exception, your doctor or other prescriber can help you request an exception to the rule. For example, you can ask the plan to cover a drug even though it is not on the plan Drug List. Or you can ask the plan to make an exception and cover the drug without restrictions.

If you are a current member and a drug you are taking will be removed from the formulary or restricted in some way for next year, we will allow you to request a formulary exception in advance for next year. We will tell you about any change in the coverage for your drug for the following year. You can then ask us to make an exception and cover the drug in the way you would like it to be covered for the following year. We will give you an answer to your request for an exception before the change takes effect.

If you and your doctor or other prescriber want to ask for an exception, Chapter 9, Section 6.2 tells what to do. It explains the procedures and deadlines that have been set by Medicare to make sure your request is handled promptly and fairly.

### **Section 5.3 What can you do if your drug is in a cost-sharing tier you think is too high?**

If your drug is in a cost-sharing tier you think is too high, here are things you can do:

#### **You can change to another drug**

Start by talking with your doctor or other prescriber. Perhaps there is a different drug in a lower cost-sharing tier that might work just as well for you. You can call Customer Services to ask for a list of covered drugs that treat the same medical condition. This list can help your doctor to find a covered drug that might work for you.

#### **You can file an exception**

You and your doctor or other prescriber can ask the plan to make an exception in the cost-sharing tier for the drug so that you pay less for the drug. If your doctor or other prescriber says that you have medical reasons that justify asking us for an exception, your doctor or other prescriber can help you request an exception to the rule.

If you and your doctor or other prescriber want to ask for an exception, Chapter 9, Section 6.2 tells what to do. It explains the procedures and deadlines that have been set by Medicare to make sure your request is handled promptly and fairly.

---

## **SECTION 6 What if your coverage changes for one of your drugs?**

---

### **Section 6.1 The Drug List can change during the year**

Most of the changes in drug coverage happen at the beginning of each year (January 1). However, during the year, we might make many kinds of changes to the Drug List. For example, we might:

- **Add or remove drugs from the Drug List.** New drugs become available, including new generic drugs. Perhaps the government has given approval to a new use for an existing drug. Sometimes, a drug gets recalled and we decide not to cover it. Or we might remove a drug from the list because it has been found to be ineffective.
- **Move a drug to a higher or lower cost-sharing tier.**
- **Add or remove a restriction on coverage for a drug** (for more information about restrictions to coverage, see Section 4 in this chapter).
- **Replace a brand-name drug with a generic drug.**

In almost all cases, we must get approval from Medicare for changes we make to the plan Drug List.

### **Section 6.2 What happens if coverage changes for a drug you are taking?**

**How will you find out if your drug's coverage has been changed?**

If there is a change to coverage *for a drug you are taking*, we will send you a notice to tell you. Normally, **we will let you know at least 60 days ahead of time.**

Once in a while, a drug is **suddenly recalled** because it's been found to be unsafe or for other reasons. If this happens, we will immediately remove the drug from the Drug List. We will let you know of this change right away. Your doctor will also know about this change, and can work with you to find another drug for your condition.

### **Do changes to your drug coverage affect you right away?**

If any of the following types of changes affect a drug you are taking, the change will not affect you until January 1 of the next year if you stay in the plan:

- If we move your drug into a higher cost-sharing tier.
- If we put a new restriction on your use of the drug.
- If we remove your drug from the Drug List, but not because of a sudden recall or because a new generic drug has replaced it.

If any of these changes happens for a drug you are taking, then the change won't affect your use or what you pay as your share of the cost until January 1 of the next year. Until that date, you probably won't see any increase in your payments or any added restriction to your use of the drug. However, on January 1 of the next year, the changes will affect you.

In some cases, you will be affected by the coverage change before January 1:

- If a **brand-name drug you are taking is replaced by a new generic drug**, the plan must give you at least 60 days' notice or give you a 60-day refill of your brand-name drug at a network pharmacy.
  - During this 60-day period, you should be working with your doctor to switch to the generic or to a different drug that we cover.
  - Or you and your doctor or other prescriber can ask the plan to make an exception and continue to cover the brand-name drug for you. For information on how to ask for an exception, see Chapter 9 (*What to do if you have a problem or complaint*).
- Again, if a drug is **suddenly recalled** because it's been found to be unsafe or for other reasons, the plan will immediately remove the drug from the Drug List. We will let you know of this change right away.
  - Your doctor will also know about this change, and can work with you to find another drug for your condition.

---

## **SECTION 7 What types of drugs are *not* covered by the plan?**

---

### **Section 7.1 Types of drugs we do not cover**

This section tells you what kinds of prescription drugs are "excluded." This means Medicare does not pay for these drugs.

If you get drugs that are excluded, you must pay for them yourself. We won't pay for the drugs that are listed in this section (unless our plan covers certain excluded drugs). The only exception: If the requested drug is found upon appeal to be a drug that is not excluded under Part D and we should have paid for or covered because of your specific situation. (For information about appealing a decision we have made to not cover a drug, go to Chapter 9, Section 6.5 in this booklet.)

Here are three general rules about drugs that Medicare drug plans will not cover under Part D:

- Our plan Part D drug coverage cannot cover a drug that would be covered under Medicare Part A or Part B.
- Our plan cannot cover a drug purchased outside the United States and its territories.
- Our plan usually cannot cover off-label use. “Off-label use” is any use of the drug other than those indicated on a drug’s label as approved by the Food and Drug Administration.
  - Generally, coverage for “off-label use” is allowed only when the use is supported by certain reference books. These reference books are the American Hospital Formulary Service Drug Information, the DRUGDEX Information System, and the USPDI or its successor. If the use is not supported by any of these reference books, then our plan cannot cover its “off-label use.”

Also, by law, these categories of drugs are not covered by Medicare drug plans unless we offer enhanced drug coverage, for which you may be charged additional premium:

- Non-prescription drugs (also called over-the-counter drugs).
- Drugs when used to promote fertility.
- Drugs when used for the relief of cough or cold symptoms.
- Drugs when used for cosmetic purposes or to promote hair growth.
- Prescription vitamins and mineral products, except prenatal vitamins and fluoride preparations.
- Drugs when used for the treatment of sexual or erectile dysfunction, such as Viagra, Cialis, Levitra, and Caverject.
- Drugs when used for treatment of anorexia, weight loss, or weight gain.
- Outpatient drugs for which the manufacturer seeks to require that associated tests or monitoring services be purchased exclusively from the manufacturer as a condition of sale.
- Barbiturates and Benzodiazepines.

**If you receive Extra Help paying for your drugs**, your state Medicaid program may cover some prescription drugs not normally covered in a Medicare drug plan. Please contact your state Medicaid program to determine what drug coverage may be available to you. (You can find phone numbers and contact information for Medicaid in Chapter 2, Section 6.)

---

## SECTION 8 Show your plan membership card when you fill a prescription

---

### Section 8.1 Show your membership card

To fill your prescription, show your plan membership card at the network pharmacy you choose. When you show your plan membership card, the network pharmacy will automatically bill us for *our* share of your covered prescription drug cost. You will need to pay the pharmacy *your* share of the cost when you pick up your prescription.

### Section 8.2 What if you don’t have your membership card with you?

If you don’t have your plan membership card with you when you fill your prescription, ask the pharmacy to call us to get the necessary information.

If the pharmacy is not able to get the necessary information, **you may have to pay the full cost of the prescription when you pick it up.** (You can then **ask us to reimburse you** for our share. See Chapter 7, Section 2.1 for information about how to ask us for reimbursement.)

---

## SECTION 9 Part D drug coverage in special situations

---

### Section 9.1 What if you're in a hospital or a skilled nursing facility for a stay that is covered by the plan?

If you are admitted to a hospital or to a skilled nursing facility for a stay covered by the plan, we will generally cover the cost of your prescription drugs during your stay. Once you leave the hospital or skilled nursing facility, the plan will cover your drugs as long as the drugs meet all of our rules for coverage. See the previous parts of this section that tell about the rules for getting drug coverage. Chapter 6 (*What you pay for your Part D prescription drugs*) gives more information about drug coverage and what you pay.

**Please Note:** When you enter, live in, or leave a skilled nursing facility, you are entitled to a special enrollment period. During this time period, you can switch plans or change your coverage at any time. (Chapter 10, *Ending your membership in the plan*, tells you can leave our plan and join a different Medicare plan.)

### Section 9.2 What if you're a resident in a long-term care facility?

Usually, a long-term care facility (such as a nursing home) has its own pharmacy, or a pharmacy that supplies drugs for all of its residents. If you are a resident of a long-term care facility, you may get your prescription drugs through the facility's pharmacy as long as it is part of our network.

Check your *Pharmacy Directory* to find out if your long-term care facility's pharmacy is part of our network. If it isn't, or if you need more information, please contact Customer Services.

#### What if you're a resident in a long-term care facility and become a new member of the plan?

If you need a drug that is not on the plan Drug List or is restricted in some way, the plan will cover a **temporary supply** of your drug during the first 90 days of your membership. The first supply will be for a maximum of 31 days, or less if your prescription is written for fewer days. If needed, we will cover additional refills during your first 90 days in the plan.

If you have been a member of the plan for more than 90 days and need a drug that is not on the plan Drug List or if the plan has any restriction on the drug's coverage, we will cover one 31-day supply, or less if your prescription is written for fewer days.

During the time when you are getting a temporary supply of a drug, you should talk with your doctor or other prescriber to decide what to do when your temporary supply runs out. Perhaps there is a different drug covered by the plan that might work just as well for you. Or you and your doctor can ask the plan to make an exception for you and cover the drug in the way you would like it to be covered. If you and your doctor want to ask for an exception, Chapter 9, Section 6.2 tells what to do.

### Section 9.3 What if you're also getting drug coverage from an employer or retiree group plan?

Do you currently have other prescription drug coverage through your (or your spouse's) employer or retiree group? If so, please contact **that group's benefits administrator**. He or she can help you determine how your current prescription drug coverage will work with us.

In general, if you are currently employed, the prescription drug coverage you get from us will be *secondary* to your employer or retiree group coverage. That means your group coverage would pay first.

### **Special note about ‘credible coverage’:**

Each year your employer or retiree group should send you a notice by November 15 that tells if your prescription drug coverage for the next calendar year is “credible” and the choices you have for drug coverage.

If the coverage from the group plan is “**credible**,” it means that it has drug coverage that pays, on average, at least as much as Medicare’s standard drug coverage.

**Keep these notices about credible coverage**, because you may need them later. If you enroll in a Medicare plan that includes Part D drug coverage, you may need these notices to show that you have maintained credible coverage. If you didn’t get a notice about credible coverage from your employer or retiree group plan, you can get a copy from your employer or retiree plan benefits administrator or the employer or union.

---

## **SECTION 10 Programs on drug safety and managing medications**

---

### **Section 10.1 Programs to help members use drugs safely**

We conduct drug use reviews for our members to help make sure that they are getting safe and appropriate care. These reviews are especially important for members who have more than one provider who prescribes their drugs.

We do a review each time you fill a prescription. We also review our records on a regular basis. During these reviews, we look for potential problems such as:

- Possible medication errors.
- Drugs that may not be necessary because you are taking another drug to treat the same medical condition.
- Drugs that may not be safe or appropriate because of your age or gender.
- Certain combinations of drugs that could harm you if taken at the same time.
- Prescriptions written for drugs that have ingredients you are allergic to.
- Possible errors in the amount (dosage) of a drug you are taking.

If we see a possible problem in your use of medications, we will work with your doctor to correct the problem.

### **Section 10.2 Programs to help members manage their medications**

We have programs that can help our members with special situations. For example, some members have several complex medical conditions or they may need to take many drugs at the same time, or they could have very high drug costs.

These programs are voluntary and free to members. A team of pharmacists and doctors developed the programs for us. The programs can help make sure that our members are using the drugs that work best to treat their medical conditions and help us identify possible medication errors.

If we have a program that fits your needs, we will automatically enroll you in the program and send you information. If you decide not to participate, please notify us and we will withdraw your participation in the program.

## Chapter 6. What you pay for your Part D prescription drugs

<b>SECTION 1</b>	<b>Introduction.....</b>	<b>78</b>
Section 1.1	Use this chapter together with other materials that explain your drug coverage .....	78
<b>SECTION 2</b>	<b>What you pay for a drug depends on which “drug payment stage” you are in when you get the drug.....</b>	<b>79</b>
Section 2.1	What are the three drug payment stages? .....	79
<b>SECTION 3</b>	<b>We send you reports that explain payments for your drugs and which payment stage you are in .....</b>	<b>79</b>
Section 3.1	We send you a monthly report called the “Explanation of Benefits” .....	79
Section 3.2	Help us keep our information about your drug payments up to date .....	80
<b>SECTION 4</b>	<b>During the Initial Coverage Stage, the plan pays its share of your drug costs and you pay your share .....</b>	<b>80</b>
Section 4.1	What you pay for a drug depends on the drug and where you fill your prescription .....	80
Section 4.2	A table that shows your costs for a one-month (30-day) supply of a drug .....	81
Section 4.3	A table that shows your costs for a long-term 90-day supply of a drug .....	82
Section 4.4	You stay in the Initial Coverage Stage until your total drug costs for the year reach \$2,840.....	83
<b>SECTION 5</b>	<b>During the Coverage Gap Stage.....</b>	<b>83</b>
Section 5.1	You stay in the Coverage Gap Stage until your out-of-pocket costs reach \$4,550 .....	83
Section 5.2	How Medicare calculates your out-of-pocket costs for prescription drugs.....	84
<b>SECTION 6</b>	<b>During the Catastrophic Coverage Stage, the plan pays most of the cost for your drugs .....</b>	<b>85</b>
Section 6.1	Once you are in the Catastrophic Coverage Stage, you will stay in this stage for the rest of the year .....	85
<b>SECTION 7</b>	<b>What you pay for vaccinations depends on how and where you get them .....</b>	<b>86</b>
Section 7.1	Our plan has separate coverage for the vaccine medication itself and for the cost of giving you the vaccination shot.....	86
Section 7.2	You may want to call Customer Services before you get a vaccination .....	87
<b>SECTION 8</b>	<b>Do you have to pay the Part D “late enrollment penalty”? .....</b>	<b>87</b>
Section 8.1	What is the Part D “late enrollment penalty”? .....	87
Section 8.2	How much is the Part D late enrollment penalty? .....	87
Section 8.3	In some situations, you can enroll late and not have to pay the penalty .....	88
Section 8.4	What can you do if you disagree about your late enrollment penalty?.....	88



### **Did you know there are programs to help people pay for their drugs?**

There are programs to help people with limited resources pay for their drugs. These include “Extra Help” and State Pharmaceutical Assistance Programs. For more information, see Chapter 2, Section 7.

### **Are you currently getting help to pay for your drugs?**

If you are in a program that helps pay for your drugs, **some information in this *Evidence of Coverage* may not apply to you.** We have mailed a separate document called the “Evidence of Coverage Rider for People Who Get Extra Help Paying for Prescription Drugs” (LIS Rider) that tells you about your drug coverage. If you don’t receive this document, please call Customer Services and ask for the “Evidence of Coverage Rider for People Who Get Extra Help Paying for Prescription Drugs” (LIS Rider). Phone numbers for Customer Services are on the front cover.

---

## **SECTION 1 Introduction**

---

### **Section 1.1 Use this chapter together with other materials that explain your drug coverage**

This chapter focuses on what you pay for your Part D prescription drugs. To keep things simple, we use “drug” in this chapter to mean a Part D prescription drug. As explained in Chapter 5, some drugs are covered under Original Medicare or are excluded by law.

To understand the payment information we give you in this chapter, you need to know the basics of what drugs are covered, where to fill your prescriptions, and what rules to follow when you get your covered drugs. Here are materials that explain these basics:

- **The plan *List of Covered Drugs (Formulary)*.** To keep things simple, we call this the “Drug List.”
  - This Drug List tells which drugs are covered for you.
  - It also tells which of the four “cost-sharing tiers” the drug is in and whether there are any restrictions on your coverage for the drug.
  - If you need a copy of the Drug List, call Customer Services (phone numbers are on the cover of this booklet). You can also find the Drug List on our web site at [www.ucare.org](http://www.ucare.org). The Drug List on the web site is always the most current.
- **Chapter 5 of this booklet.** Chapter 5 gives the details about your prescription drug coverage, including rules you need to follow when you get your covered drugs. Chapter 5 also tells which types of prescription drugs are not covered by our plan.
- **The plan *Pharmacy Directory*.** In most situations you must use a network pharmacy to get your covered drugs (see Chapter 5 for the details). The *Pharmacy Directory* has a list of pharmacies in the network and it tells how you can use the plan mail-order service to get certain types of drugs. It also explains how you can get a long-term supply of a drug (such as filling a prescription for a three month’s supply).

---

## SECTION 2 What you pay for a drug depends on which “drug payment stage” you are in when you get the drug

---

### Section 2.1 What are the three drug payment stages?

As shown in the table below, there are three “drug payment stages” for your prescription drug coverage. How much you pay for a drug depends on which of these stages you are in at the time you get a prescription filled or refilled. Keep in mind you are always responsible for the plan monthly premium regardless of the drug payment stage.

<b>Stage 1</b> <i>Initial Coverage Stage</i>	<b>Stage 2</b> <i>Coverage Gap Stage</i>	<b>Stage 3</b> <i>Catastrophic Coverage Stage</i>
<p>The plan pays its share of the cost of your drugs and <b>you pay your share of the cost.</b></p> <p>You stay in this stage until your payments for the year plus the plan payments total \$2,840.</p> <p>(Details are in Section 4 of this chapter.)</p>	<ul style="list-style-type: none"><li>• For Value Plus members: You receive a <b>discount on brand-name drugs</b> and you pay only 93% of the costs of generic drugs.</li><li>• For Classic members: <b>The plan will provide limited coverage</b> during the coverage gap stage.</li></ul> <p>You stay in this stage until your “out-of-pocket costs” reach a total of \$4,550. This amount and rules for counting costs toward this amount have been set by Medicare.</p> <p>(Details are in Section 5 of this chapter.)</p>	<p>Once you have paid enough for your drugs to move on to this last payment stage, <b>the plan will pay most of the cost</b> of your drugs for the rest of the year.</p> <p>(Details are in Section 6 of this chapter.)</p>

As shown in this summary of the three payment stages, whether you move on to the next payment stage depends on how much **you and/or the plan spends** for your drugs while you are in each stage.

---

## SECTION 3 We send you reports that explain payments for your drugs and which payment stage you are in

---

### Section 3.1 We send you a monthly report called the “Explanation of Benefits”

We keep track of the costs of your prescription drugs and the payments you have made when you get your prescriptions filled or refilled at the pharmacy. This way, we can tell you when you have moved from one drug payment stage to the next. In particular, there are two types of costs we keep track of:

- We keep track of how much you have paid. This is called your “**out-of-pocket**” cost.
- We keep track of your “**total drug costs.**” This is the amount you pay out-of-pocket or others pay on your behalf plus the amount paid by the plan.

We will prepare a written report called the *Explanation of Benefits* (it is sometimes called the “EOB”) when you have had one or more prescriptions filled. It includes:

- **Information for that month.** This report gives the payment details about the prescriptions you have filled during the previous month. It shows the total drug costs, what the plan paid, and what you and others on your behalf paid.
- **Totals for the year since January 1.** This is called “year-to-date” information. It shows you the total drug costs and total payments for your drugs since the year began.

### Section 3.2 Help us keep our information about your drug payments up to date

To keep track of your drug costs and the payments you make for drugs, we use records we get from pharmacies. Here is how you can help us keep your information correct and up to date:

- **Show your membership card when you get a prescription filled.** To make sure we know about the prescriptions you are filling and what you are paying, show your plan membership card every time you get a prescription filled.
- **Make sure we have the information we need.** There are times you may pay for prescription drugs when we will not automatically get the information we need. To help us keep track of your out-of-pocket costs, you may give us copies of receipts for drugs that you have purchased. (If you are billed for a covered drug, you can ask us to pay our share of the cost. For instructions on how to do this, go to Chapter 7, Section 2 of this booklet.) Here are some types of situations when you may want to give us copies of your drug receipts to be sure we have a complete record of what you have spent for your drugs:
  - When you purchase a covered drug at a network pharmacy at a special price or using a discount card that is not part of our plan benefit.
  - When you made a copayment for drugs that are provided under a drug manufacturer patient assistance program.
  - Any time you have purchased covered drugs at out-of-network pharmacies or other times you have paid the full price for a covered drug under special circumstances.
- **Send us information about the payments others have made for you.** Payments made by certain other individuals and organizations also count toward your out-of-pocket costs and help qualify you for catastrophic coverage. For example, payments made by a State Pharmaceutical Assistance Program, an AIDS drug assistance program, the Indian Health Service, and most charities count toward your out-of-pocket costs. You should keep a record of these payments and send them to us so we can track your costs.
- **Check the written report we send you.** When you receive an *Explanation of Benefits* in the mail, please look it over to be sure the information is complete and correct. If you think something is missing from the report, or you have any questions, please call Customer Services (phone numbers are on the cover of this booklet). Be sure to keep these reports. They are an important record of your drug expenses.

---

## SECTION 4 During the Initial Coverage Stage, the plan pays its share of your drug costs and you pay your share

---

### Section 4.1 What you pay for a drug depends on the drug and where you fill your prescription

During the Initial Coverage Stage, the plan pays its share of the cost of your covered prescription drugs, and you pay your share. Your share of the cost will vary depending on the drug and where you fill your prescription.

#### The plan has four cost-sharing tiers

Every drug on the plan Drug List is in one of four cost-sharing tiers. In general, the higher the cost-sharing tier number, the higher your cost for the drug:

- Cost-sharing Tier 1 – Generic drugs (lowest tier).
- Cost-sharing Tier 2 – Preferred brand-name drugs.
- Cost-sharing Tier 3 – Non-preferred brand-name drugs.
- Cost-sharing Tier 4 – Specialty brand-name drugs (highest tier).

To find out which cost-sharing tier your drug is in, look it up in the *Drug List*.

### **Your pharmacy choices**

How much you pay for a drug depends on whether you get the drug from:

- A retail pharmacy that is in the plan network.
- A pharmacy that is not in the plan network.
- The plan mail-order pharmacy.

For more information about these pharmacy choices and filling your prescriptions, see Chapter 5 in this booklet and the *Pharmacy Directory*.

### **Section 4.2 A table that shows your costs for a one-month (30-day) supply of a drug**

During the Initial Coverage Stage, your share of the cost of a covered drug will be either a copayment or coinsurance.

- **“Copayment”** means that you pay a fixed amount each time you fill a prescription.
- **“Coinsurance”** means that you pay a percent of the total cost of the drug each time you fill a prescription.

As shown in the following table, the amount of the copayment or coinsurance depends on which cost-sharing tier your drug is in.

**Your share of the cost when you get a one-month (30-day) supply (or less) of a covered Part D prescription drug from:**

	<b>Network pharmacy</b>	<b>The plan mail-order service</b>	<b>Network long-term care pharmacy</b>	<b>Out-of-network pharmacy</b> (coverage is limited to certain situations; see Chapter 5 for details)
<b>Cost-Sharing Tier 1</b> (Generic drugs)	\$9 copayment	\$9 copayment	\$9 copayment	\$9 copayment
<b>Cost-Sharing Tier 2</b> (Preferred brand-name drugs)	\$35 copayment	\$35 copayment	\$35 copayment	\$35 copayment
<b>Cost-Sharing Tier 3</b> (Non-preferred brand-name drugs)	\$70 copayment	\$70 copayment	\$70 copayment	\$70 copayment
<b>Cost-Sharing Tier 4</b> (Specialty brand-name drugs)	25% coinsurance	25% coinsurance	25% coinsurance	25% coinsurance

### Section 4.3 A table that shows your costs for a long-term 90-day supply of a drug

For some drugs, you can get a long-term supply (also called an “extended supply”) when you fill your prescription. This can be up to a 90-day supply. (For details on where and how to get a long-term supply of a drug, see Chapter 5.)

The table below shows what you pay when you get a long-term 90-day supply of a drug.

**Your share of the cost when you get a long-term 90-day supply of a covered Part D prescription drug from:**

	<b>Network pharmacy</b>	<b>The plan mail-order service</b>
<b>Cost-Sharing Tier 1</b> (Generic drugs)	\$18 copayment	\$18 copayment
<b>Cost-Sharing Tier 2</b> (Preferred brand-name drugs)	\$70 copayment	\$70 copayment
<b>Cost-Sharing Tier 3</b> (Non-preferred brand-name drugs)	\$140 copayment	\$140 copayment
<b>Cost-Sharing Tier 4</b> (Specialty brand-name drugs)	25% coinsurance	25% coinsurance

## Section 4.4 You stay in the Initial Coverage Stage until your total drug costs for the year reach \$2,840

You stay in the Initial Coverage Stage until the total amount for the prescription drugs you have filled and refilled reaches the **\$2,840 limit for the Initial Coverage Stage**.

Your total drug cost is based on adding together what you have paid and what the plan has paid:

- **What you have paid** for all the covered drugs you have gotten since you started with your first drug purchase of the year. (See Section 5.2 for more information about how Medicare calculates your out-of-pocket costs.) This includes:
  - The total you paid as your share of the cost for your drugs during the Initial Coverage Stage.
- **What the plan has paid** as its share of the cost for your drugs during the Initial Coverage Stage.

The *Explanation of Benefits* that we send to you will help you keep track of how much you and the plan have spent for your drugs during the year. Many people do not reach the \$2,840 limit in a year.

We will let you know if you reach this \$2,840 amount. If you do reach this amount, you will leave the Initial Coverage Stage and move on to the Coverage Gap Stage.

---

## SECTION 5 During the Coverage Gap Stage

---

### Section 5.1 You stay in the Coverage Gap Stage until your out-of-pocket costs reach \$4,550

- For Value Plus members: When you are in the Coverage Gap Stage, you pay a discounted price for brand name drugs. You will also pay 93% of the costs of generic drugs. You continue paying the discounted price for brand name drugs and 93% of the costs of generic drugs until your yearly out-of-pocket payments reach a maximum amount that Medicare has set. In 2011, that amount is \$4,550.
- For Classic members: After you leave the Initial Coverage Stage, we will continue to provide some prescription drug coverage until your yearly out-of-pocket costs reach a maximum amount that Medicare has set. In 2011, that amount is \$4,550. You or others on your behalf will pay:
  - The discounted price for brand-name drugs.
  - No more than a \$9 copay for generic drugs in Tier 1 and pay only 93% of the costs of Tier 4 specialty generic drugs up to a 30-day supply.

Medicare has rules about what counts and what does *not* count as your out-of-pocket costs. When you reach an out-of-pocket limit of \$4,550, you leave the Coverage Gap Stage and move on to the Catastrophic Coverage Stage.

## Section 5.2 How Medicare calculates your out-of-pocket costs for prescription drugs

Here are Medicare's rules that we must follow when we keep track of your out-of-pocket costs for your drugs.

*These payments **are included** in your out-of-pocket costs*

*When you add up your out-of-pocket costs, **you can include** the payments listed below (as long as they are for Part D covered drugs and you followed the rules for drug coverage that are explained in Chapter 5 of this booklet):*

- The amount you pay for drugs when you are in any of the following drug payment stages:
  - The Initial Coverage Stage.
  - The Coverage Gap Stage.
- Any payments you made during this calendar year under another Medicare prescription drug plan before you joined our plan.

### **It matters who pays:**

- If you make these payments **yourself**, they are included in your out-of-pocket costs.
- These payments are *also included* if they are made on your behalf by **certain other individuals or organizations**. This includes payments for your drugs made by a friend or relative, by most charities, by AIDS drug assistance programs, by the Indian Health Service, or by a State Pharmaceutical Assistance Program that is qualified by Medicare. Payments made by Medicare's "Extra Help" and the Medicare Coverage Gap Discount Program are also included.

### ***Moving on to the Catastrophic Coverage Stage:***

*When you (or those paying on your behalf) have spent a total of \$4,550 in out-of-pocket costs within the calendar year, you will move from the Coverage Gap Stage to the Catastrophic Coverage Stage.*

These payments are **not included** in your out-of-pocket costs

When you add up your out-of-pocket costs, you are **not allowed to include** any of these types of payments for prescription drugs:

- The amount you pay for your monthly premium.
- Drugs you buy outside the United States and its territories.
- Drugs that are not covered by our plan.
- Drugs you get at an out-of-network pharmacy that do not meet our requirements for out-of-network coverage.
- Non-Part D drugs, including prescription drugs covered by Part A or Part B and other drugs excluded from coverage by Medicare.
- Payments you make toward prescription drugs not normally covered in a Medicare Prescription Drug Plan.
- Payments for your drugs that are made by group health plans including employer health plans.
- Payments for your drugs that are made by certain insurance plans and government-funded health programs such as TRICARE, and the Veteran's Administration.
- Payments for your drugs made by a third-party with a legal obligation to pay for prescription costs (for example, Workers' Compensation).

*Reminder:* If any other organization such as the ones listed above pays part or all of your out-of-pocket costs for drugs, you are required to tell us. Call Customer Services to let us know (phone numbers are on the cover of this booklet).

#### **How can you keep track of your out-of-pocket total?**

- **We will help you.** The *Explanation of Benefits* report we send to you includes the current amount of your out-of-pocket costs (Section 3 above tells about this report). When you reach a total of \$4,550 in out-of-pocket costs for the year, this report will tell you that you have left the Coverage Gap Stage and have moved on to the Catastrophic Coverage Stage.
- **Make sure we have the information we need.** Section 3 above tells what you can do to help make sure that our records of what you have spent are complete and up to date.

---

## **SECTION 6 During the Catastrophic Coverage Stage, the plan pays most of the cost for your drugs**

---

### **Section 6.1 Once you are in the Catastrophic Coverage Stage, you will stay in this stage for the rest of the year**

You qualify for the Catastrophic Coverage Stage when your out-of-pocket costs have reached the \$4,550 limit for the calendar year. Once you are in the Catastrophic Coverage Stage, you will stay in this payment stage until the end of the calendar year.

During this stage, the plan will pay most of the cost for your drugs.

- **Your share** of the cost for a covered drug will be either coinsurance or a copayment, whichever is the *larger* amount:
  - – *either* – coinsurance of 5% of the cost of the drug
  - – *or* – \$2.50 copayment for a generic drug or a drug that is treated like a generic. Or a \$6.30 copayment for all other drugs.
- **Our plan pays the rest** of the cost.

---

## SECTION 7 What you pay for vaccinations depends on how and where you get them

---

### Section 7.1 Our plan has separate coverage for the vaccine medication itself and for the cost of giving you the vaccination shot

Our plan provides coverage of a number of vaccines. There are two parts to our coverage of vaccinations:

- The first part of coverage is the cost of **the vaccine medication itself**. The vaccine is a prescription medication.
- The second part of coverage is for the cost of **giving you the vaccination shot**. (This is sometimes called the “administration” of the vaccine.)

#### What do you pay for a vaccination?

What you pay for a vaccination depends on three things:

- 1. The type of vaccine** (what you are being vaccinated for).
  - Some vaccines are considered medical benefits. You can find out about your coverage of these vaccines by going to Chapter 4, *Medical Benefits Chart (what is covered and what you pay)*.
  - Other vaccines are considered Part D drugs. You can find these vaccines listed in the plan *List of Covered Drugs*.
- 2. Where you get the vaccine medication.**
- 3. Who gives you the vaccination shot.**

What you pay at the time you get the vaccination can vary depending on the circumstances. For example:

- Sometimes when you get your vaccination shot, you will have to pay the entire cost for both the vaccine medication and for getting the vaccination shot. You can ask us to pay you back for our share of the cost.
- Other times, when you get the vaccine medication or the vaccination shot, you will pay only your share of the cost.

To show how this works, here are three common ways you might get a vaccination shot.

*Situation 1:* You buy the vaccine at the pharmacy and you get your vaccination shot at the network pharmacy. (Whether you have this choice depends on where you live. Some states do not allow pharmacies to administer a vaccination.)

- You will have to pay the pharmacy the amount of your copayment for the vaccine itself.
- Our plan will pay for the cost of giving you the vaccination shot.

*Situation 2:* You get the vaccination at your doctor’s office.

- When you get the vaccination, you will pay for the entire cost of the vaccine and its administration.
- You can then ask us to pay our share of the cost by using the procedures that are described in Chapter 7 of this booklet (*Asking us to pay our share of a bill you have received for covered services or drugs*).
- You will be reimbursed the amount you paid less your normal copayment for the vaccine (including administration) less any difference between the amount the doctor charges and what we normally pay. (If you are in Extra Help, we will reimburse you for this difference.)

*Situation 3:* You buy the vaccine at your pharmacy, and then take it to your doctor’s office where they give you the vaccination shot.

- You will have to pay the pharmacy the amount of your copayment for the vaccine itself.
- When your doctor gives you the vaccination shot, you will pay the entire cost for this service. You can then ask our plan to pay our share of the cost by using the procedures described in Chapter 7 of this booklet.
- You will be reimbursed the amount charged by the doctor for administering the vaccine.

## Section 7.2 You may want to call Customer Services before you get a vaccination

The rules for coverage of vaccinations are complicated. We are here to help. We recommend that you call us first at Customer Services whenever you are planning to get a vaccination (phone numbers are on the cover of this booklet).

- We can tell you about how your vaccination is covered by our plan and explain your share of the cost.
- We can tell you how to keep your own cost down by using providers and pharmacies in the plan network.
- If you are not able to use a network provider and pharmacy, we can tell you what you need to do to get payment from us for our share of the cost.

---

# SECTION 8 Do you have to pay the Part D “late enrollment penalty”?

---

## Section 8.1 What is the Part D “late enrollment penalty”?

You may pay a financial penalty if you did not enroll in a plan offering Medicare Part D drug coverage when you first became eligible for this drug coverage or you experienced a continuous period of 63 days or more when you didn’t keep your prescription drug coverage. The amount of the penalty depends on how long you waited before you enrolled in drug coverage after you became eligible or how many months after 63 days you went without drug coverage.

The penalty is added to your monthly premium. (Members who choose to pay their premium every three months will have the penalty added to their three-month premium.) When you first enroll in the plan, we let you know the amount of the penalty.

Your late enrollment penalty is considered to be part of your plan premium. If you do not pay the part of your premium that is the late enrollment penalty you could be disenrolled for failure to pay your plan premium.

## Section 8.2 How much is the Part D late enrollment penalty?

Medicare determines the amount of the penalty. Here is how it works:

- First count the number of full months that you delayed enrolling in a Medicare drug plan, after you were eligible to enroll. Or count the number of full months in which you did not have credible prescription drug coverage, if the break in coverage was 63 days or more. The penalty is 1% for every month that you didn’t have creditable coverage. For our example, let’s say it is 14 months without coverage, which will be 14%.
- Then Medicare determines the amount of the average monthly premium for Medicare drug plans in the nation from the previous year. For 2011, this average premium amount is \$32.34
- You multiply together the two numbers to get your monthly penalty and round it to the nearest 10 cents. In the example here it would be 14% times \$32.34, which equals \$4.52, which rounds to \$4.50. This amount would be added **to the monthly premium for someone with a late enrollment penalty.**

There are three important things to note about this monthly premium penalty:

- First, **the penalty may change each year**, because the average monthly premium can change each year. If the national average premium (as determined by Medicare) increases, your penalty will increase.
- Second, **you will continue to pay a penalty** every month for as long as you are enrolled in a plan that has Medicare Part D drug benefits.
- Third, if you are under 65 and currently receiving Medicare benefits, the late enrollment penalty will reset when you turn 65. After age 65, your late enrollment penalty will be based only on the months that you don't have coverage after your initial enrollment period for Medicare.

If you are eligible for Medicare and are under 65, any late enrollment penalty you are paying will be eliminated when you attain age 65. After age 65, your late enrollment penalty is based only on the months you do not have coverage after your Age 65 Initial Enrollment Period.

### **Section 8.3 In some situations, you can enroll late and not have to pay the penalty**

Even if you have delayed enrolling in a plan offering Medicare Part D coverage when you were first eligible, sometimes you do not have to pay the late enrollment penalty.

#### **You will not have to pay a premium penalty for late enrollment if you are in any of these situations:**

- You already have prescription drug coverage at least as good as Medicare's standard drug coverage. Medicare calls this "**creditable drug coverage.**" Creditable coverage could include drug coverage from a former employer or union, TRICARE, or the Department of Veterans Affairs. Speak with your insurer or your human resources department to find out if your current drug coverage is as at least as good as Medicare's.
- If you were without creditable coverage, you can avoid paying the late enrollment penalty if you were without it for less than 63 days in a row.
- If you didn't receive enough information to know whether or not your previous drug coverage was creditable.
- You lived in an area affected by Hurricane Katrina at the time of the hurricane (August 2005) – *and* – you signed up for a Medicare prescription drug plan by December 31, 2006 – *and* – you have stayed in a Medicare prescription drug plan.
- You are receiving "Extra Help" from Medicare.

### **Section 8.4 What can you do if you disagree about your late enrollment penalty?**

If you disagree about your late enrollment penalty, you can ask us to review the decision about your late enrollment penalty. Call Customer Services at the number on the front of this booklet to find out more about how to do this.

**Important:** Do not stop paying your late enrollment penalty while you're waiting for us to review the decision about your late enrollment penalty. If you do, you could be disenrolled for failure to pay your plan premiums.

# Chapter 7. Asking us to pay our share of a bill you have received for covered services or drugs

<b>SECTION 1</b>	<b>Situations in which you should ask us to pay our share of the cost of your covered services or drugs.....</b>	<b>90</b>
Section 1.1	If you pay our share of the cost of your covered services or drugs, or if you receive a bill, you can ask us for payment .....	90
<b>SECTION 2</b>	<b>How to ask us to pay you back or to pay a bill you have received .....</b>	<b>91</b>
Section 2.1	How and where to send us your request for payment .....	91
<b>SECTION 3</b>	<b>We will consider your request for payment and say yes or no.....</b>	<b>92</b>
Section 3.1	We check to see whether we should cover the service or drug and how much we owe .....	92
Section 3.2	If we tell you that we will not pay for the medical care or drug, you can make an appeal.....	92
<b>SECTION 4</b>	<b>Other situations in which you should save your receipts and send them to the plan .....</b>	<b>93</b>
Section 4.1	In some cases, you should send your receipts to us to help us track your out-of-pocket drug costs .....	93

---

# SECTION 1 Situations in which you should ask us to pay our share of the cost of your covered services or drugs

---

## Section 1.1 If you pay our share of the cost of your covered services or drugs, or if you receive a bill, you can ask us for payment

Sometimes when you get medical care or a prescription drug, you may need to pay the full cost right away. Other times, you may find that you have paid more than you expected under the coverage rules of the plan. In either case, you can ask us to pay you back (paying you back is often called “reimbursing” you). It is your right to be paid back by us whenever you’ve paid more than your share of the cost for medical services or drugs that are covered by our plan.

There may also be times when you get a bill from a provider for the full cost of medical care you have received. In many cases, you should send this bill to us instead of paying it. We will look at the bill and decide whether the services should be covered. If we decide they should be covered, we will pay the provider directly.

Here are examples of situations in which you may need to ask us to pay you back or to pay a bill you have received:

### 1. When you’ve received emergency or urgently needed medical care from a provider who is not in the plan network

You can receive emergency services from any provider, whether or not the provider is a part of the plan network. When you receive emergency or urgently needed care from a provider who is not part of the plan network, you are only responsible for paying your share of the cost, not for the entire cost. You should ask the provider to bill us for our share of the cost.

- If you pay the entire amount yourself at the time you receive the care, you need to ask us to pay you back for our share of the cost. Send us the bill, along with documentation of any payments you have made.
- At times you may get a bill from the provider asking for payment that you think you do not owe. Send us this bill, along with documentation of any payments you have already made.
  - If the provider is owed anything, we will pay the provider directly.
  - If you have already paid more than your share of the cost of the service, we will determine how much you owed and pay you back for our share of the cost.

### 2. When a network provider sends you a bill you think you should not pay

Network providers should always bill us directly, and ask you only for your share of the cost. But sometimes they make mistakes, and ask you to pay more than your share.

- Whenever you get a bill from a network provider that you think is more than you should pay, send us the bill. We will contact the provider directly and resolve the billing problem.
- If you have already paid a bill to a network provider, but you feel that you paid too much, send us the bill along with documentation of any payment you have made and ask us to pay you back the difference between the amount you paid and the amount you owed under the plan.

### 3. When you use an out-of-network pharmacy to get a prescription filled

If you go to an out-of-network pharmacy and try to use your membership card to fill a prescription, the pharmacy may not be able to submit the claim directly to us. When that happens, you will have to pay the full cost of your prescription.

- Save your receipt and send a copy to us when you ask us to pay you back for our share of the cost.

#### 4. When you pay the full cost for a prescription because you don't have your plan membership card with you

If you do not have your plan membership card with you, you can ask the pharmacy to call us or to look up your plan enrollment information. However, if the pharmacy cannot get the enrollment information they need right away, you may need to pay the full cost of the prescription yourself.

- Save your receipt and send a copy to us when you ask us to pay you back for our share of the cost.

#### 5. When you pay the full cost for a prescription in other situations

You may pay the full cost of the prescription because you find that the drug is not covered for some reason.

- For example, the drug may not be on the plan *List of Covered Drugs (Formulary)*; or it could have a requirement or restriction that you didn't know about or don't think should apply to you. If you decide to get the drug immediately, you may need to pay the full cost for it.
- Save your receipt and send a copy to us when you ask us to pay you back. In some situations, we may need to get more information from your doctor in order to pay you back for our share of the cost.

#### 6. When you pay the full cost of a vaccination shot, and the administration fee

- You may pay the entire cost and administration fee for a vaccination provided at the doctor's office. You can then ask us to pay our share of the cost by using the procedures that are described in Section 2 of this Chapter 7.

All of the examples above are types of coverage decisions. This means that if we deny your request for payment, you can appeal our decision. Chapter 9 of this booklet (*What to do if you have a problem or complaint (coverage decisions, appeals, complaints)*) has information about how to make an appeal.

---

## SECTION 2 How to ask us to pay you back or to pay a bill you have received

---

### Section 2.1 How and where to send us your request for payment

Send us your request for payment, along with your bill and documentation of any payment you have made. It's a good idea to make a copy of your bill and receipts for your records.

For prescription drug bills: To make sure you are giving us all the information we need to make a decision, you can fill out our claim form to make your request for payment.

- You don't have to use the form, but it's helpful for our plan to process the information faster.
- Either download a copy of the form from our web site ([www.ucare.org](http://www.ucare.org)) or call Customer Services and ask for the form. The phone numbers for Customer Services are on the cover of this booklet.

Mail your request for payment together with any bills or receipts to us at this address:

For medical bills:

UCare

**Attn: DMR Department**

P.O. Box 52

Minneapolis, MN 55440-0052

For prescription drug bills:  
Express Scripts, Inc.  
**Attn: Med-D Accounts**  
P.O. Box 390007  
Bloomington, MN 55439

Please be sure to contact Customer Services if you have any questions. If you don't know what you owe, or you receive bills and you don't know what to do about those bills, we can help. You can also call if you want to give us more information about a request for payment you have already sent to us.

---

## **SECTION 3 We will consider your request for payment and say yes or no**

---

### **Section 3.1 We check to see whether we should cover the service or drug and how much we owe**

When we receive your request for payment, we will let you know if we need any additional information from you. Otherwise, we will consider your request and decide whether to pay it and how much we owe.

- If we decide that the medical care or drug is covered and you followed all the rules for getting the care or drug, we will pay for our share of the cost. If you have already paid for the service or drug, we will mail your reimbursement of our share of the cost to you. If you have not paid for the service or drug yet, we will mail the payment directly to the provider. (Chapter 3 explains the rules you need to follow for getting your medical services. Chapter 5 explains the rules you need to follow for getting your Part D prescription drugs.)
- If we decide that the medical care or drug is *not* covered, or you did *not* follow all the rules, we will not pay for our share of the cost. Instead, we will send you a letter that explains the reasons why we are not sending the payment you have requested and your rights to appeal that decision.

### **Section 3.2 If we tell you that we will not pay for the medical care or drug, you can make an appeal**

If you think we have made a mistake in turning you down your request for payment, you can make an appeal. If you make an appeal, it means you are asking us to change the decision we made when we turned down your request for payment.

For the details on how to make this appeal, go to Chapter 9 of this booklet (*What to do if you have a problem or complaint (coverage decisions, appeals, complaints)*). The appeals process is a legal process with detailed procedures and important deadlines. If making an appeal is new to you, you will find it helpful to start by reading Section 4 of Chapter 9. Section 4 is an introductory section that explains the process for coverage decisions and appeals and gives definitions of terms such as “appeal.” Then after you have read Section 4, you can go to the section in Chapter 9 that tells what to do for your situation:

- If you want to make an appeal about getting paid back for a medical service, go to Section 5.4 in Chapter 9.
- If you want to make an appeal about getting paid back for a drug, go to Section 6.6 in Chapter 9.

---

## SECTION 4 Other situations in which you should save your receipts and send them to the plan

---

### Section 4.1 In some cases, you should send your receipts to us to help us track your out-of-pocket drug costs

There are some situations when you should let us know about payments you have made for your drugs. In these cases, you are not asking us for payment. Instead, you are telling us about your payments so that we can calculate your out-of-pocket costs correctly. This may help you to qualify for the Catastrophic Coverage Stage more quickly.

Here are two situations when you should send us receipts to let us know about payments you have made for your drugs:

#### 1. When you buy the drug for a price that is lower than the plan price

Sometimes when you are in the Coverage Gap Stage you can buy your drug **at a network pharmacy** for a price that is lower than our price.

- For example, a pharmacy might offer a special price on the drug. Or you may have a discount card that is outside the plan benefit that offers a lower price.
- Unless special conditions apply, you must use a network pharmacy in these situations and your drug must be on the plan Drug List.
- Save your receipt and send a copy to us so that we can have your out-of-pocket expenses count toward qualifying you for the Catastrophic Coverage Stage.

#### 2. When you get a drug through a patient assistance program offered by a drug manufacturer

Some members are enrolled in a patient assistance program offered by a drug manufacturer that is outside the plan benefits. If you get any drugs through a program offered by a drug manufacturer, you may pay a copayment to the patient assistance program.

- Save your receipt and send a copy to us so that we can have your out-of-pocket expenses count toward qualifying you for the Catastrophic Coverage Stage.
- **Please note:** Because you are getting your drug through the patient assistance program and not through the plan benefits, the plan will not pay for any share of these drug costs. But sending the receipt allows us to calculate your out-of-pocket costs correctly and may help you qualify for the Catastrophic Coverage Stage more quickly.

Since you are not asking for payment in the two cases described above, these situations are not considered coverage decisions. Therefore, you cannot make an appeal if you disagree with our decision.

# Chapter 8. Your rights and responsibilities

<b>SECTION 1</b>	<b>We must honor your rights as a member of the plan</b>	<b>95</b>
Section 1.1	We must provide information in a way that works for you (in languages other than English that are spoken in the plan service area, in Braille, in large print, or other alternate formats, etc.)	95
Section 1.2	We must treat you with fairness and respect at all times	95
Section 1.3	We must ensure that you get timely access to your covered services and drugs	95
Section 1.4	We must protect the privacy of your personal health information	95
Section 1.5	We must give you information about us, the plan network of providers, and your covered services	96
Section 1.6	We must support your right to make decisions about your care	97
Section 1.7	You have the right to make complaints and to ask us to reconsider decisions we have made	99
Section 1.8	What can you do if you think you are being treated unfairly or your rights are not being respected?	99
Section 1.9	How to get more information about your rights	99
<b>SECTION 2</b>	<b>You have some responsibilities as a member of the plan</b>	<b>100</b>
Section 2.1	What are your responsibilities?	100

---

## SECTION 1 We must honor your rights as a member of the plan

---

### Section 1.1 We must provide information in a way that works for you (in languages other than English that are spoken in the plan service area, in Braille, in large print, or other alternate formats, etc.)

To get information from us in a way that works for you, please call Customer Services (phone numbers are on the front cover).

We have people and translation services available to answer questions from non-English speaking members. We can also give you information in Braille, in large print, or other alternate formats if you need it. If you are eligible for Medicare because of disability, we are required to give you information about the plan benefits that is accessible and appropriate for you.

If you have any trouble getting information from us because of problems related to language or disability, please call Medicare at 1-800-MEDICARE (1-800-633-4227), 24 hours a day, seven days a week, and tell them that you want to file a complaint. TTY users call 1-877-486-2048.

### Section 1.2 We must treat you with fairness and respect at all times

We must obey laws that protect you from discrimination or unfair treatment. **We do not discriminate** based on a person's race, disability, religion, sex, health, ethnicity, creed (beliefs), age, or national origin.

If you want more information or have concerns about discrimination or unfair treatment, please call the Department of Health and Human Services' **Office for Civil Rights** 1-800-368-1019 (TTY 1-800-537-7697) or your local Office for Civil Rights.

If you have a disability and need help with access to care, please call Customer Services (phone numbers are on the cover of this booklet). If you have a complaint, such as a problem with wheelchair access, Customer Services can help.

### Section 1.3 We must ensure that you get timely access to your covered services and drugs

As a member of our plan, you have the right to choose a Primary Care Provider in the plan network to provide and arrange for your covered services (Chapter 3 explains more about this). Call Customer Services to learn which doctors are accepting new patients (phone numbers are on the cover of this booklet). You also have the right to go to a women's health specialist (such as a gynecologist) and all other specialists without a referral.

As a plan member, you have the right to get appointments and covered services from the plan network of providers *within a reasonable amount of time*. This includes the right to get timely services from specialists when you need that care. You also have the right to get your prescriptions filled or refilled at any of our network pharmacies without long delays.

If you think that you are not getting your medical care or Part D drugs within a reasonable amount of time, Chapter 9 of this booklet tells what you can do.

### Section 1.4 We must protect the privacy of your personal health information

Federal and state laws protect the privacy of your medical records and personal health information. We protect your personal health information as required by these laws.

- Your "personal health information" includes the personal information you gave us when you enrolled in this plan as well as your medical records and other medical and health information.

- The laws that protect your privacy give you rights related to getting information and controlling how your health information is used. We give you a written notice, called a “Notice of Privacy Practice” that tells about these rights and explains how we protect the privacy of your health information.

### **How do we protect the privacy of your health information?**

- We make sure that unauthorized people don’t see or change your records.
- In most situations, if we give your health information to anyone who isn’t providing your care or paying for your care, *we are required to get written permission from you first*. Written permission can be given by you or by someone you have given legal power to make decisions for you.
- There are certain exceptions that do not require us to get your written permission first. These exceptions are allowed or required by law.
  - For example, we are required to release health information to government agencies that are checking on quality of care.
  - Because you are a member of our plan through Medicare, we are required to give Medicare your health information including information about your Part D prescription drugs. If Medicare releases your information for research or other uses, this will be done according to federal statutes and regulations.

### **You can see the information in your records and know how it has been shared with others**

You have the right to look at your medical records held at the plan, and to get a copy of your records. We are allowed to charge you a fee for making copies. You also have the right to ask us to make additions or corrections to your medical records. If you ask us to do this, we will consider your request and decide whether the changes should be made.

You have the right to know how your health information has been shared with others for any purposes that are not routine.

If you have questions or concerns about the privacy of your personal health information, please call Customer Services (phone numbers are on the cover of this booklet).

### **Section 1.5 We must give you information about us, the plan network of providers, and your covered services**

As a member of our plan, you have the right to get several kinds of information from us. (As explained above in Section 1.1, you have the right to get information from us in a way that works for you. This includes getting the information in languages other than English and in large print or other alternate formats.)

If you want any of the following kinds of information, please call Customer Services (phone numbers are on the cover of this booklet):

- **Information about us.** This includes, for example, information about our financial condition. It also includes information about the number of appeals made by members and our performance ratings, including how our plan has been rated by plan members and how it compares to other Medicare Advantage health plans.
- **Information about the plan network providers including the plan network pharmacies.**
  - For example, you have the right to get information from us about the qualifications of the providers and pharmacies in the plan network and how we pay the providers in the plan network.
  - For a list of the providers in the plan network, see the *Provider Directory*.
  - For a list of the pharmacies in the plan network, see the *Pharmacy Directory*.

- For more detailed information about our providers or pharmacies, you can call Customer Services (phone numbers are on the cover of this booklet) or visit our web site at [www.ucare.org](http://www.ucare.org).
- **Information about your coverage and rules you must follow in using your coverage.**
  - In Chapters 3 and 4 of this booklet, we explain what medical services are covered for you, any restrictions to your coverage, and what rules you must follow to get your covered medical services.
  - To get the details on your Part D prescription drug coverage, see Chapters 5 and 6 of this booklet plus the *List of Covered Drugs (Formulary)*. These chapters, together with the *List of Covered Drugs*, tell you what drugs are covered and explain the rules you must follow and the restrictions to your coverage for certain drugs.
  - If you have questions about the rules or restrictions, please call Customer Services (phone numbers are on the cover of this booklet).
- **Information about why something is not covered and what you can do about it.**
  - If a medical service or Part D drug is not covered for you, or if your coverage is restricted in some way, you can ask us for a written explanation. You have the right to this explanation even if you received the medical service or drug from an out-of-network provider or pharmacy.
  - If you are not happy or if you disagree with a decision we make about what medical care or Part D drug is covered for you, you have the right to ask us to change the decision. For details on what to do if something is not covered for you in the way you think it should be covered, see Chapter 9 of this booklet. It gives you the details about how to ask us for a decision about your coverage and how to make an appeal if you want us to change our decision. (Chapter 9 also tells about how to make a complaint about quality of care, waiting times, and other concerns.)
  - If you want to ask us to pay our share of a bill you have received for medical care or a Part D prescription drug, see Chapter 7 of this booklet.

## Section 1.6 We must support your right to make decisions about your care

### You have the right to know your treatment options and participate in decisions about your health care

You have the right to get full information from your doctors and other health care providers when you go for medical care. Your providers must explain your medical condition and your treatment choices *in a way that you can understand*.

You also have the right to participate fully in decisions about your health care. To help you make decisions with your doctors about what treatment is best for you, your rights include the following:

- **To know about all of your choices.** This means that you have the right to be told about all of the treatment options that are recommended for your condition, no matter what they cost or whether they are covered by our plan. It also includes being told about programs we offer to help members manage their medications and use drugs safely.
- **To know about the risks.** You have the right to be told about any risks involved in your care. You must be told in advance if any proposed medical care or treatment is part of a research experiment. You always have the choice to refuse any experimental treatments.
- **The right to say “no.”** You have the right to refuse any recommended treatment. This includes the right to leave a hospital or other medical facility, even if your doctor advises you not to leave. You also have the right to stop taking your medication. Of course, if you refuse treatment or stop taking medication, you accept full responsibility for what happens to your body as a result.

- **To receive an explanation if you are denied coverage for care.** You have the right to receive an explanation from us if a provider has denied care that you believe you should receive. To receive this explanation, you will need to ask us for a coverage decision. Chapter 9 of this booklet tells how to ask us for a coverage decision.

## **You have the right to give instructions about what is to be done if you are not able to make medical decisions for yourself**

Sometimes people become unable to make health care decisions for themselves due to accidents or serious illness. You have the right to say what you want to happen if you are in this situation. This means that, *if you want to*, you can:

- Fill out a written form to give **someone the legal authority to make medical decisions for you** if you ever become unable to make decisions for yourself.
- **Give your doctors written instructions** about how you want them to handle your medical care if you become unable to make decisions for yourself.

The legal documents that you can use to give your directions in advance in these situations are called “**advance directives**.” There are different types of advance directives and different names for them. Documents called “**living will**” and “**power of attorney for health care**” are examples of advance directives.

If you want to use an “advance directive” to give your instructions, here is what to do:

- **Get the form.** If you want to have an advance directive, you can get a form from your lawyer, from a social worker, or from some office supply stores. You can sometimes get advance directive forms from organizations that give people information about Medicare.
- **Fill it out and sign it.** Regardless of where you get this form, keep in mind that it is a legal document. You should consider having a lawyer help you prepare it.
- **Give copies to appropriate people.** You should give a copy of the form to your doctor and to the person you name on the form as the one to make decisions for you if you can’t. You may want to give copies to close friends or family members as well. Be sure to keep a copy at home.

If you know ahead of time that you are going to be hospitalized, and you have signed an advance directive, **take a copy with you to the hospital.**

- If you are admitted to the hospital, they will ask you whether you have signed an advance directive form and whether you have it with you.
- If you have not signed an advance directive form, the hospital has forms available and will ask if you want to sign one.

**Remember, it is your choice whether you want to fill out an advance directive** (including whether you want to sign one if you are in the hospital). According to law, no one can deny you care or discriminate against you based on whether or not you have signed an advance directive.

## **What if your instructions are not followed?**

If you have signed an advance directive, and you believe that a doctor or hospital hasn’t followed the instructions in it, you may file a complaint with:

- In Minnesota, Office of Health Facility Complaints at the Minnesota Department of Health, 85 East Seventh Place, P.O. Box 64900, St. Paul, MN 55164-0900. Call 651-201-4201 or toll-free 1-800-369-7994.
- In Wisconsin, Wisconsin Department of Health Services, Division of Quality Assurance, P.O. Box 2969, Madison, WI 53701-2969. Call 608-266-8481.

## Section 1.7 You have the right to make complaints and to ask us to reconsider decisions we have made

If you have any problems or concerns about your covered services or care, Chapter 9 of this booklet tells what you can do. It gives the details about how to deal with all types of problems and complaints.

As explained in Chapter 9, what you need to do to follow up on a problem or concern depends on the situation. You might need to ask us to make a coverage decision for you, make an appeal to us to change a coverage decision, or make a complaint. Whatever you do – ask for a coverage decision, make an appeal, or make a complaint – **we are required to treat you fairly.**

You have the right to get a summary of information about the appeals and complaints that other members have filed against us in the past. To get this information, please call Customer Services (phone numbers are on the cover of this booklet).

## Section 1.8 What can you do if you think you are being treated unfairly or your rights are not being respected?

### If it is about discrimination, call the Office for Civil Rights

If you think you have been treated unfairly or your rights have not been respected due to your race, disability, religion, sex, health, ethnicity, creed (beliefs), age, or national origin, you should call the Department of Health and Human Services' **Office for Civil Rights** at 1-800-368-1019 or TTY 1-800-537-7697, or call your local Office for Civil Rights.

### Is it about something else?

If you think you have been treated unfairly or your rights have not been respected, *and it's not* about discrimination, you can get help dealing with the problem you are having:

- You can **call Customer Services** (phone numbers are on the cover of this booklet).
- You can **call the State Health Insurance Assistance Program**. For details about this organization and how to contact it, go to Chapter 2, Section 3.

## Section 1.9 How to get more information about your rights

There are several places where you can get more information about your rights:

- You can **call Customer Services** (phone numbers are on the cover of this booklet).
- You can **call the State Health Insurance Assistance Program**. For details about this organization and how to contact it, go to Chapter 2, Section 3.
- You can contact **Medicare**.
  - You can visit the Medicare web site (<http://www.medicare.gov>) to read or download the publication “Your Medicare Rights & Protections.”
  - Or, you can call 1-800-MEDICARE (1-800-633-4227), 24 hours a day, seven days a week. TTY users should call 1-877-486-2048.

---

## SECTION 2 You have some responsibilities as a member of the plan

---

### Section 2.1 What are your responsibilities?

Things you need to do as a member of the plan are listed below. If you have any questions, please call Customer Services (phone numbers are on the cover of this booklet). We're here to help.

- **Get familiar with your covered services and the rules you must follow to get these covered services.** Use this *Evidence of Coverage* booklet to learn what is covered for you and the rules you need to follow to get your covered services.
  - Chapters 3 and 4 give the details about your medical services, including what is covered, what is not covered, rules to follow, and what you pay.
  - Chapters 5 and 6 give the details about your coverage for Part D prescription drugs.
- **If you have any other health insurance coverage or prescription drug coverage in addition to our plan, you are required to tell us.** Please call Customer Services to let us know.
  - We are required to follow rules set by Medicare to make sure that you are using all of your coverage in combination when you get your covered services from our plan. This is called “**coordination of benefits**” because it involves coordinating the health and drug benefits you get from our plan with any other health and drug benefits available to you. We'll help you with it.
- **Tell your doctor and other health care providers that you are enrolled in our plan.** Show your plan membership card whenever you get your medical care or Part D prescription drugs.
- **Help your doctors and other providers help you by giving them information, asking questions, and following through on your care.**
  - To help your doctors and other health providers give you the best care, learn as much as you are able to about your health problems and give them the information they need about you and your health. Follow the treatment plans and instructions that you and your doctors agree upon.
  - If you have any questions, be sure to ask. Your doctors and other health care providers are supposed to explain things in a way you can understand. If you ask a question and you don't understand the answer you are given, ask again.
- **Be considerate.** We expect all our members to respect the rights of other patients. We also expect you to act in a way that helps the smooth running of your doctor's office, hospitals, and other offices.
- **Pay what you owe.** As a plan member, you are responsible for these payments:
  - You must pay your plan premiums to continue being a member of our plan.
  - In order to be eligible for our plan, you must maintain your eligibility for Medicare Part A and Part B. For that reason, some plan members must pay a premium for Medicare Part A and most plan members must pay a premium for Medicare Part B to remain a member of the plan.
  - For some of your medical services or drugs covered by the plan, you must pay your share of the cost when you get the service or drug. This will be a copayment (a fixed amount) or coinsurance (a percentage of the total cost). Chapter 4 tells what you must pay for your medical services. Chapter 6 tells what you must pay for your Part D prescription drugs.
  - If you get any medical services or drugs that are not covered by our plan or by other insurance you may have, you must pay the full cost.

- **Tell us if you move.** If you are going to move, it's important to tell us right away. Call Customer Services (phone numbers are on the cover of this booklet).
  - **If you move *outside* of our plan service area, you cannot remain a member of our plan.** (Chapter 1 tells about our service area.) We can help you figure out whether you are moving outside our service area. If you are leaving our service area, we can let you know if we have a plan in your new area.
  - **If you move *within* our service area, we still need to know** so we can keep your membership record up to date and know how to contact you.
- **Call Customer Services for help if you have questions or concerns.** We also welcome any suggestions you may have for improving our plan.
  - Phone numbers and calling hours for Customer Services are on the cover of this booklet.
  - For more information on how to reach us, including our mailing address, please see Chapter 2.

# Chapter 9. What to do if you have a problem or complaint (coverage decisions, appeals, complaints)

## BACKGROUND

<b>SECTION 1</b>	<b>Introduction.....</b>	<b>104</b>
Section 1.1	What to do if you have a problem or concern .....	104
Section 1.2	What about the legal terms?.....	104
<b>SECTION 2</b>	<b>You can get help from government organizations that are not connected with us .....</b>	<b>104</b>
Section 2.1	Where to get more information and personalized assistance .....	104
<b>SECTION 3</b>	<b>To deal with your problem, which process should you use?.....</b>	<b>105</b>
Section 3.1	Should you use the process for coverage decisions and appeals? Or should you use the process for making complaints? .....	105

## COVERAGE DECISIONS AND APPEALS

<b>SECTION 4</b>	<b>A guide to the basics of coverage decisions and appeals .....</b>	<b>105</b>
Section 4.1	Asking for coverage decisions and making appeals: the big picture.....	105
Section 4.2	How to get help when you are asking for a coverage decision or making an appeal .....	106
Section 4.3	Which section of this chapter gives the details for <u>your</u> situation?.....	106
<b>SECTION 5</b>	<b>Your medical care: How to ask for a coverage decision or make an appeal .....</b>	<b>107</b>
Section 5.1	This section tells what to do if you have problems getting coverage for medical care or if you want us to pay you back for our share of the cost of your care .....	107
Section 5.2	Step-by-step: How to ask for a coverage decision (how to ask us to authorize or provide the medical care coverage you want) .....	108
Section 5.3	Step-by-step: How to make a Level 1 Appeal (how to ask for a review of a medical care coverage decision made by us) .....	110
Section 5.4	Step-by-step: How to make a Level 2 Appeal .....	112
Section 5.5	What if you are asking us to pay you for our share of a bill you have received for medical care?.....	113
<b>SECTION 6</b>	<b>Your Part D prescription drugs: How to ask for a coverage decision or make an appeal.....</b>	<b>114</b>
Section 6.1	This section tells you what to do if you have problems getting a Part D drug or you want us to pay you back for a Part D drug.....	114
Section 6.2	What is an exception? .....	115
Section 6.3	Important things to know about asking for exceptions.....	116

Section 6.4	Step-by-step: How to ask for a coverage decision, including an exception.....	117
Section 6.5	Step-by-step: How to make a Level 1 Appeal (how to ask for a review of a coverage decision made by us).....	119
Section 6.6	Step-by-step: How to make a Level 2 Appeal .....	121
<b>SECTION 7</b>	<b>How to ask us to cover a longer hospital stay if you think the doctor is discharging you too soon.....</b>	<b>122</b>
Section 7.1	During your hospital stay, you will get a written notice from Medicare that tells about your rights .....	122
Section 7.2	Step-by-step: How to make a Level 1 Appeal to change your hospital discharge date .....	123
Section 7.3	Step-by-step: How to make a Level 2 Appeal to change your hospital discharge date .....	125
Section 7.4	What if you miss the deadline for making your Level 1 Appeal?.....	126
<b>SECTION 8</b>	<b>How to ask us to keep covering certain medical services if you think your coverage is ending too soon .....</b>	<b>128</b>
Section 8.1	<i>This section is about three services only:</i> Home health care, skilled nursing facility care, and Comprehensive Outpatient Rehabilitation Facility (CORF) services.....	128
Section 8.2	We will tell you in advance when your coverage will be ending.....	129
Section 8.3	Step-by-step: How to make a Level 1 Appeal to have the plan cover your care for a longer time .	129
Section 8.4	Step-by-step: How to make a Level 2 Appeal to have the plan cover your care for a longer time .	131
Section 8.5	What if you miss the deadline for making your Level 1 Appeal?.....	132
<b>SECTION 9</b>	<b>Taking your appeal to Level 3 and beyond .....</b>	<b>134</b>
Section 9.1	Levels of Appeal 3, 4, and 5 for Medical Service Appeals .....	134
Section 9.2	Levels of Appeal 3, 4, and 5 for Part D Drug Appeals.....	135

## **MAKING COMPLAINTS**

<b>SECTION 10</b>	<b>How to make a complaint about quality of care, waiting times, customer service, or other concerns .....</b>	<b>136</b>
Section 10.1	What kinds of problems are handled by the complaint process? .....	136
Section 10.2	The formal name for “making a complaint” is “filing a grievance” .....	138
Section 10.3	Step-by-step: Making a complaint .....	138
Section 10.4	You can also make complaints about quality of care to the Quality Improvement Organization....	140

---

### SECTION 1 Introduction

---

#### Section 1.1 What to do if you have a problem or concern

This chapter explains two types of processes for handling problems and concerns:

- For some types of problems, you need to use the **process for coverage decisions and making appeals**.
- For other types of problems you need to use the **process for making complaints**.

Both of these processes have been approved by Medicare. To ensure fairness and prompt handling of your problems, each process has a set of rules, procedures, and deadlines that must be followed by us and by you.

Which one do you use? That depends on the type of problem you are having. The guide in Section 3 will help you identify the right process to use.

#### Section 1.2 What about the legal terms?

There are technical legal terms for some of the rules, procedures, and types of deadlines explained in this chapter. Many of these terms are unfamiliar to most people and can be hard to understand.

To keep things simple, this chapter explains the legal rules and procedures using simpler words in place of certain legal terms. For example, this chapter generally says “making a complaint” rather than “filing a grievance,” “coverage decision” rather than “organization determination” or “coverage determination,” and “Independent Review Organization” instead of “Independent Review Entity.” It also uses abbreviations as little as possible.

However, it can be helpful – and sometimes quite important – for you to know the correct legal terms for the situation you are in. Knowing which terms to use will help you communicate more clearly and accurately when you are dealing with your problem and get the right help or information for your situation. To help you know which terms to use, we include legal terms when we give the details for handling specific types of situations.

---

### SECTION 2 You can get help from government organizations that are not connected with us

---

#### Section 2.1 Where to get more information and personalized assistance

Sometimes it can be confusing to start or follow through the process for dealing with a problem. This can be especially true if you do not feel well or have limited energy. Other times, you may not have the knowledge you need to take the next step. Perhaps both are true for you.

#### Get help from an independent government organization

We are always available to help you. But in some situations you may also want help or guidance from someone who is not connected with us. You can always contact your **State Health Insurance Assistance Program (SHIP)**. This government program has trained counselors in every state. The program is not connected with us or with any insurance company or health plan. The counselors at this program can help you understand which process you should use to handle a problem you are having. They can also answer your questions, give you more information, and offer guidance on what to do.

The services of SHIP counselors are free. You will find phone numbers in Chapter 2, Section 3 of this booklet.

## You can also get help and information from Medicare

For more information and help in handling a problem, you can also contact Medicare. Here are two ways to get information directly from Medicare:

- You can call 1-800-MEDICARE (1-800-633-4227) 24 hours a day, seven days a week. TTY users should call 1-877-486-2048.
- You can visit the Medicare web site (<http://www.medicare.gov>).

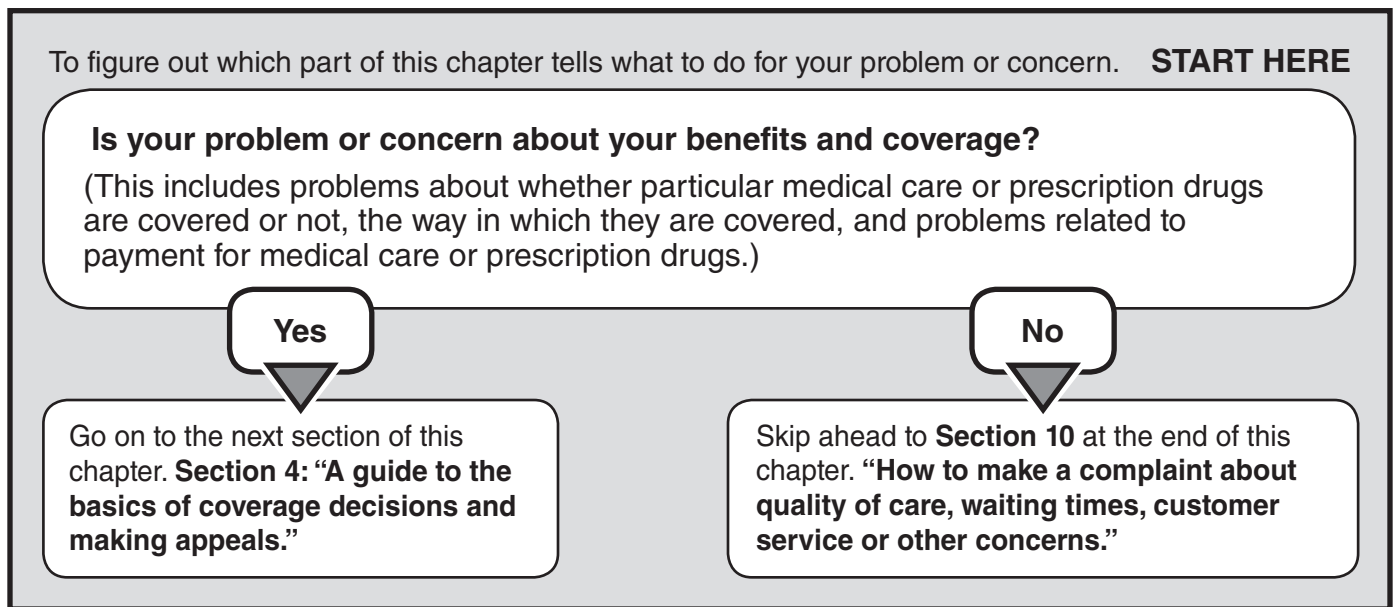
---

## SECTION 3 To deal with your problem, which process should you use?

---

### Section 3.1 Should you use the process for coverage decisions and appeals? Or should you use the process for making complaints?

If you have a problem or concern and you want to do something about it, you don't need to read this whole chapter. You just need to find and read the parts of this chapter that apply to your situation. The guide that follows will help.



## COVERAGE DECISIONS AND APPEALS

---

## SECTION 4 A guide to the basics of coverage decisions and appeals

---

### Section 4.1 Asking for coverage decisions and making appeals: the big picture

The process for coverage decisions and making appeals deals with problems related to your benefits and coverage for medical services and prescription drugs, including problems related to payment. This is the process you use for issues such as whether something is covered or not and the way in which something is covered.

#### Asking for coverage decisions

A coverage decision is a decision we make about your benefits and coverage or about the amount we will pay for your medical services or drugs. We and/or your doctor make a coverage decision for you whenever you go to a doctor for medical care. You can also contact us and ask for a coverage decision. For example, if you want to know if we will cover a medical service before you receive it, you can ask us to make a coverage decision for you.

We are making a coverage decision for you whenever we decide what is covered for you and how much we pay. In some cases we might decide a service or drug is not covered or is no longer covered by Medicare for you. If you disagree with this coverage decision, you can make an appeal.

## **Making an appeal**

If we make a coverage decision and you are not satisfied with this decision, you can “appeal” the decision. An appeal is a formal way of asking us to review and change a coverage decision we have made.

When you make an appeal, we review the coverage decision we have made to check to see if we were following all of the rules properly. When we have completed the review we give you our decision.

If we say no to all or part of your Level 1 Appeal, your case will automatically go on to a Level 2 Appeal. The Level 2 Appeal is conducted by an independent organization that is not connected to us. If you are not satisfied with the decision at the Level 2 Appeal, you may be able to continue through several more levels of appeal.

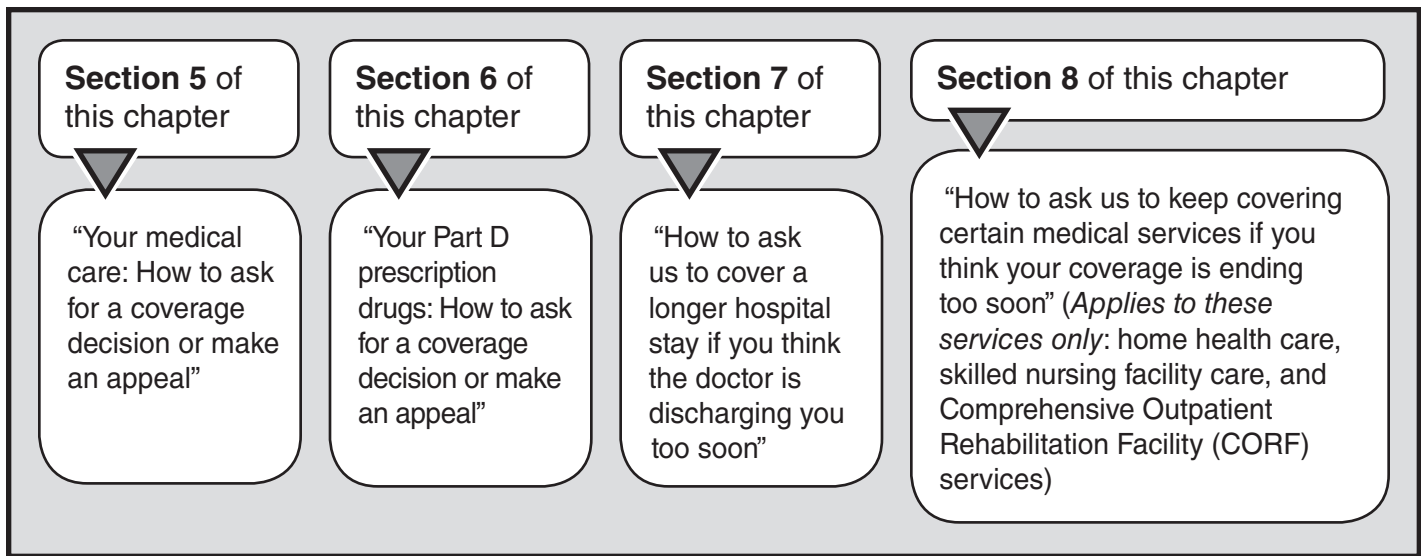
## **Section 4.2 How to get help when you are asking for a coverage decision or making an appeal**

Would you like some help? Here are resources you may wish to use if you decide to ask for any kind of coverage decision or appeal a decision:

- **You can call Customer Services** (phone numbers are on the cover).
- **To get free help from an independent organization** that is not connected with us, contact your State Health Insurance Assistance Program (see Section 2 of this chapter).
- **Your doctor or other provider can make a request for you.** Your doctor or other provider can request a coverage decision or a Level 1 Appeal on your behalf. To request any appeal after Level 1, your doctor or other provider must be appointed as your representative.
- **You can ask someone to act on your behalf.** If you want to, you can name another person to act for you as your “representative” to ask for a coverage decision or make an appeal.
  - There may be someone who is already legally authorized to act as your representative under State law.
  - If you want a friend, relative, your doctor or other provider, or other person to be your representative, call Customer Services and ask for the form to give that person permission to act on your behalf. The form must be signed by you and by the person who you would like to act on your behalf. You must give us a copy of the signed form.
- **You also have the right to hire a lawyer to act for you.** You may contact your own lawyer, or get the name of a lawyer from your local bar association or other referral service. There are also groups that will give you free legal services if you qualify. However, **you are not required to hire a lawyer** to ask for any kind of coverage decision or appeal a decision.

## **Section 4.3 Which section of this chapter gives the details for your situation?**

There are four different types of situations that involve coverage decisions and appeals. Since each situation has different rules and deadlines, we give the details for each one in a separate section:



If you're still not sure which section you should be using, please call Customer Services (phone numbers are on the front cover). You can also get help or information from government organizations such as your State Health Insurance Assistance Program (Chapter 2, Section 3, of this booklet has the phone numbers for this program).

## SECTION 5 Your medical care: How to ask for a coverage decision or make an appeal



Have you read Section 4 of this chapter (*A guide to “the basics” of coverage decisions and appeals*)? If not, you may want to read it before you start this section.

### Section 5.1 This section tells what to do if you have problems getting coverage for medical care or if you want us to pay you back for our share of the cost of your care

This section is about your benefits for medical care and services. These are the benefits described in Chapter 4 of this booklet: *Medical Benefits Chart (what is covered and what you pay)*. To keep things simple, we generally refer to “medical care coverage” or “medical care” in the rest of this section, instead of repeating “medical care or treatment or services” every time.

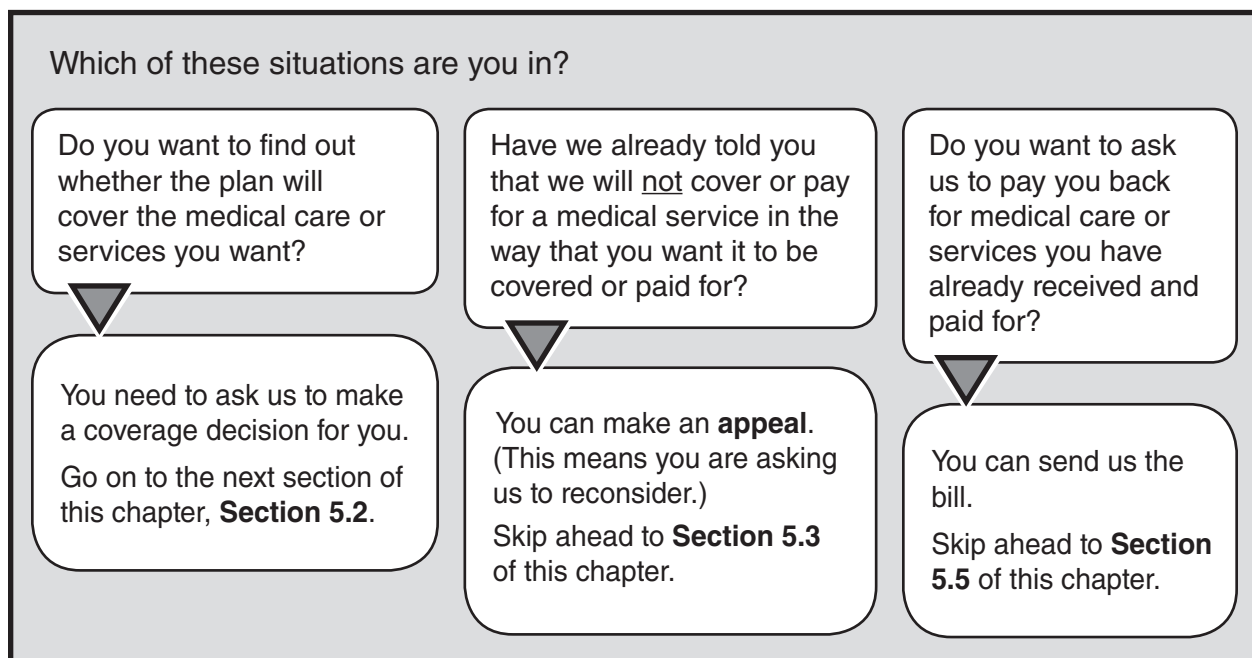
This section tells what you can do if you are in any of the five following situations:

1. You are not getting certain medical care you want, and you believe that this care is covered by our plan.
2. We will not approve the medical care your doctor or other medical provider wants to give you, and you believe that this care is covered by the plan.
3. You have received medical care or services that you believe should be covered by the plan, but we have said we will not pay for this care.
4. You have received and paid for medical care or services that you believe should be covered by the plan, and you want to ask us to reimburse you for this care.
5. You are being told that coverage for certain medical care you have been getting will be reduced or stopped, and you believe that reducing or stopping this care could harm your health.

• **NOTE: If the coverage that will be stopped is for hospital care, home health care, skilled nursing**

**facility care, or Comprehensive Outpatient Rehabilitation Facility (CORF) services**, you need to read a separate section of this chapter because special rules apply to these types of care. Here's what to read in those situations:

- Chapter 9, Section 7: *How to ask for a longer hospital stay if you think you are being asked to leave the hospital too soon.*
- Chapter 9, Section 8: *How to ask us to keep covering certain medical services if you think your coverage is ending too soon.* This section is about three services only: home health care, skilled nursing facility care, and Comprehensive Outpatient Rehabilitation Facility (CORF) services.
- For *all other* situations that involve being told that medical care you have been getting will be stopped, use this section (Section 5) as your guide for what to do.



**Section 5.2 Step-by-step: How to ask for a coverage decision (how to ask us to authorize or provide the medical care coverage you want)**

Legal Terms	When a coverage decision involves your medical care, it is called an <b>“organization determination.”</b>
-------------	---

**Step 1: You ask us to make a coverage decision on the medical care you are requesting.** If your health requires a quick response, you should ask us to make a **“fast decision.”**

Legal Terms	A “fast decision” is called an <b>“expedited decision.”</b>
-------------	---

*How to request coverage for the medical care you want*

- Start by calling, writing, or faxing us to make your request for us to provide coverage for the medical care you want. You, or your doctor, or your representative can do this.
- For the details on how to contact us, go to Chapter 2, Section 1 and look for the section called, *How to contact us when you are asking for a coverage decision about your medical care.*

Generally we use the standard deadlines for giving you our decision

When we give you our decision, we will use the “standard” deadlines unless we have agreed to use the “fast” deadlines. **A standard decision means we will give you an answer within 14 days** after we receive your request.

- **However, we can take up to 14 more days** if you ask for more time, or if we need information (such as medical records) that may benefit you. If we decide to take extra days to make the decision, we will tell you in writing.
- If you believe we should *not* take extra days, you can file a “fast complaint” about our decision to take extra days. When you file a fast complaint, we will give you an answer to your complaint within 24 hours. (The process for making a complaint is different from the process for coverage decisions and appeals. For more information about the process for making complaints, including fast complaints, see Section 10 of this chapter.)

*If your health requires it, ask us to give you a “fast decision”*

- **A fast decision means we will answer within 72 hours.**
  - **However, we can take up to 14 more days** if we find that some information is missing that may benefit you, or if you need to get information to us for the review. If we decide to take extra days, we will tell you in writing.
  - If you believe we should *not* take extra days, you can file a “fast complaint” about our decision to take extra days. (For more information about the process for making complaints, including fast complaints, see Section 10 of this chapter.) We will call you as soon as we make the decision.
- **To get a fast decision, you must meet two requirements:**
  - You can get a fast decision only if you are asking for coverage for medical care *you have not yet received*. (You cannot get a fast decision if your request is about payment for medical care you have already received.)
  - You can get a fast decision *only* if using the standard deadlines could *cause serious harm to your health or hurt your ability to function*.
- **If your doctor tells us that your health requires a “fast decision,” we will automatically agree to give you a fast decision.**
- If you ask for a fast decision on your own, without your doctor’s support, we will decide whether your health requires that we give you a fast decision.
  - If we decide that your medical condition does not meet the requirements for a fast decision, we will send you a letter that says so (and we will use the standard deadlines instead).
  - This letter will tell you that if your doctor asks for the fast decision, we will automatically give a fast decision.
  - The letter will also tell how you can file a “fast complaint” about our decision to give you a standard decision instead of the fast decision you requested. (For more information about the process for making complaints, including fast complaints, see Section 10 of this chapter.)

## **Step 2: We consider your request for medical care coverage and we give you our answer.**

*Deadlines for a “fast” coverage decision*

- Generally, for a fast decision, we will give you our answer **within 72 hours**.
  - As explained above, we can take up to 14 more days under certain circumstances. If we decide to take extra days to make the decision, we will tell you in writing. If we take extra days, it is called “an extended time period.”

- If we do not give you our answer within 72 hours (or if there is an extended time period, by the end of that period), you have the right to appeal. Section 5.3 below tells how to make an appeal.
- **If our answer is yes to part or all of what you requested**, we must authorize or provide the medical care coverage we have agreed to provide within 72 hours after we received your request. If we extended the time needed to make our decision, we will provide the coverage by the end of that extended period.
- **If our answer is no to part or all of what you requested**, we will send you a written statement that explains why we said no.

#### *Deadlines for a “standard” coverage decision*

- Generally, for a standard decision, we will give you our answer **within 14 days of receiving your request**.
  - We can take up to 14 more days (“an extended time period”) under certain circumstances. If we decide to take extra days to make the decision, we will tell you in writing.
  - If we do not give you our answer within 14 days (or if there is an extended time period, by the end of that period), you have the right to appeal. Section 5.3 below tells how to make an appeal.
- **If our answer is yes to part or all of what you requested**, we must authorize or provide the coverage we have agreed to provide within 14 days after we received your request. If we extended the time needed to make our decision, we will provide the coverage by the end of that extended period.
- **If our answer is no to part or all of what you requested**, we will send you a written statement that explains why we said no.

#### **Step 3: If we say no to your request for coverage for medical care, you decide if you want to make an appeal.**

- If we say no, you have the right to ask us to reconsider – and perhaps change – this decision by making an appeal. Making an appeal means making another try to get the medical care coverage you want.
- If you decide to make appeal, it means you are going on to Level 1 of the appeals process (see Section 5.3 below).

### **Section 5.3 Step-by-step: How to make a Level 1 Appeal**

#### **(how to ask for a review of a medical care coverage decision made by us)**

Legal Terms	When you start the appeal process by making an appeal, it is called the “first level of appeal” or a “Level 1 Appeal.” An appeal to us about a medical care coverage decision is called a plan “ <b>reconsideration.</b> ”
-------------	---

#### **Step 1: You contact us and make your appeal.** If your health requires a quick response, you must ask for a “**fast appeal.**”

##### *What to do*

- **To start an appeal you, your representative, or in some cases your doctor must contact us.** For details on how to reach us for any purpose related to your appeal, go to Chapter 2, Section 1 look for section called, *How to contact us when you are making an appeal about your medical care.*
- **If you are asking for a standard appeal, make your standard appeal in writing by submitting a signed request.**
- **If you are asking for a fast appeal, make your appeal in writing or call us** at the phone number shown in Chapter 2, Section 1 (*How to contact us when you are making an appeal about your medical care.*).

- **You must make your appeal request within 60 calendar days** from the date on the written notice we sent to tell you our answer to your request for a coverage decision. If you miss this deadline and have a good reason for missing it, we may give you more time to make your appeal.
- **You can ask for a copy of the information regarding your medical decision and add more information to support your appeal.**
  - You have the right to ask us for a copy of the information regarding your appeal. We are allowed to charge a fee for copying and sending this information to you.
  - If you wish, you and your doctor may give us additional information to support your appeal.

*If your health requires it, ask for a “fast appeal” (you can make an oral request)*

Legal Terms	A “fast appeal” is also called an <b>“expedited appeal.”</b>
-------------	--

- If you are appealing a decision we made about coverage for care you have not yet received, you and/or your doctor will need to decide if you need a “fast appeal.”
- The requirements and procedures for getting a “fast appeal” are the same as those for getting a “fast decision.” To ask for a fast appeal, follow the instructions for asking for a fast decision. (These instructions are given earlier in this section.)
- If your doctor tells us that your health requires a “fast appeal,” we will give you a fast appeal.

### **Step 2: We consider your appeal and we give you our answer.**

- When we are reviewing your appeal, we take another careful look at all of the information about your request for coverage of medical care. We check to see if we were following all the rules when we said no to your request.
- We will gather more information if we need it. We may contact you or your doctor to get more information.

#### *Deadlines for a “fast” appeal*

- When we are using the fast deadlines, we must give you our answer **within 72 hours after we receive your appeal**. We will give you our answer sooner if your health requires us to do so.
  - However, if you ask for more time, or if we need to gather more information that may benefit you, we **can take up to 14 more calendar days**. If we decide to take extra days to make the decision, we will tell you in writing.
  - If we do not give you an answer within 72 hours (or by the end of the extended time period if we took extra days), we are required to automatically send your request on to Level 2 of the appeals process, where it will be reviewed by an independent organization. Later in this section, we tell you about this organization and explain what happens at Level 2 of the appeals process.
- **If our answer is yes to part or all of what you requested**, we must authorize or provide the coverage we have agreed to provide within 72 hours after we receive your appeal.
- **If our answer is no to part or all of what you requested**, we will send you a written denial notice informing you that we have automatically sent your appeal to the Independent Review Organization for a Level 2 Appeal.

#### *Deadlines for a “standard” appeal*

- If we are using the standard deadlines, we must give you our answer **within 30 calendar days** after we receive your appeal if your appeal is about coverage for services you have not yet received. We will give you our decision sooner if your health condition requires us to.

- However, if you ask for more time, or if we need to gather more information that may benefit you, **we can take up to 14 more calendar days.**
- If we do not give you an answer by the deadline above (or by the end of the extended time period if we took extra days), we are required to send your request on to Level 2 of the appeals process, where it will be reviewed by an independent outside organization. Later in this section, we tell about this review organization and explain what happens at Level 2 of the appeals process.
- **If our answer is yes to part or all of what you requested,** we must authorize or provide the coverage we have agreed to provide within 30 days after we receive your appeal.
- **If our answer is no to part or all of what you requested,** we will send you a written denial notice informing you that we have automatically sent your appeal to the Independent Review Organization for a Level 2 Appeal.

**Step 3: If we say no to part or all of your appeal, your case will *automatically* be sent on to the next level of the appeals process.**

- To make sure we were following all the rules when we said no to your appeal, **we are required to send your appeal to the “Independent Review Organization.”** When we do this, it means that your appeal is going on to the next level of the appeals process, which is Level 2.

#### **Section 5.4 Step-by-step: How to make a Level 2 Appeal**

If we say no to your Level 1 Appeal, your case will *automatically* be sent on to the next level of the appeals process. During the Level 2 Appeal, the **Independent Review Organization** reviews the decision we made when we said no to your first appeal. This organization decides whether the decision we made should be changed.

Legal Terms	The formal name for the “Independent Review Organization” is the <b>“Independent Review Entity.”</b> It is sometimes called the <b>“IRE.”</b>
-------------	---

**Step 1: The Independent Review Organization reviews your appeal.**

- **The Independent Review Organization is an outside, independent organization that is hired by Medicare.** This organization is not connected with us and it is not a government agency. This organization is a company chosen by Medicare to handle the job of being the Independent Review Organization. Medicare oversees its work.
- We will send the information about your appeal to this organization. This information is called your “case file.” **You have the right to ask us for a copy of your case file.** We are allowed to charge you a fee for copying and sending this information to you.
- You have a right to give the Independent Review Organization additional information to support your appeal.
- Reviewers at the Independent Review Organization will take a careful look at all of the information related to your appeal.

*If you had a “fast” appeal at Level 1, you will also have a “fast” appeal at Level 2*

- If you had a fast appeal to us at Level 1, you will automatically receive a fast appeal at Level 2. The review organization must give you an answer to your Level 2 Appeal **within 72 hours** of when it receives your appeal.
- However, if the Independent Review Organization needs to gather more information that may benefit you, **it can take up to 14 more calendar days.**

If you had a “standard” appeal at Level 1, you will also have a “**standard**” appeal at Level 2

- If you had a standard appeal to us at Level 1, you will automatically receive a standard appeal at Level 2. The review organization must give you an answer to your Level 2 Appeal **within 30 calendar days** of when it receives your appeal.
- However, if the Independent Review Organization needs to gather more information that may benefit you, **it can take up to 14 more calendar days.**

### **Step 2: The Independent Review Organization gives you their answer.**

The Independent Review Organization will tell you its decision in writing and explain the reasons for it.

- **If the review organization says yes to part or all of what you requested**, we must authorize the medical care coverage within 72 hours or provide the service within 14 calendar days after we receive the decision from the review organization.
- **If this organization says no to part or all of your appeal**, it means they agree with us that your request (or part of your request) for coverage for medical care should not be approved. (This is called “upholding the decision.” It is also called “turning down your appeal.”)
  - The notice you get from the Independent Review Organization will tell you in writing if your case meets the requirements for continuing with the appeals process. For example, to continue and make another appeal at Level 3, the dollar value of the medical care coverage you are requesting must meet a certain minimum. If the dollar value of the coverage you are requesting is too low, you cannot make another appeal, which means that the decision at Level 2 is final.

### **Step 3: If your case meets the requirements, you choose whether you want to take your appeal further.**

- There are three additional levels in the appeals process after Level 2 (for a total of five levels of appeal).
- If your Level 2 Appeal is turned down and you meet the requirements to continue with the appeals process, you must decide whether you want to go on to Level 3 and make a third appeal. The details on how to do this are in the written notice you got after your Level 2 Appeal.
- The Level 3 Appeal is handled by an administrative law judge. Section 9 in this chapter tells more about Levels 3, 4, and 5 of the appeals process.

## **Section 5.5 What if you are asking us to pay you for our share of a bill you have received for medical care?**

If you want to ask us for payment for medical care, start by reading Chapter 7 of this booklet: *Asking us to pay our share of a bill you have received for covered services or drugs*. Chapter 7 describes the situations in which you may need to ask for reimbursement or to pay a bill you have received from a provider. It also tells how to send us the paperwork that asks us for payment.

### **Asking for reimbursement is asking for a coverage decision from us**

If you send us the paperwork that asks for reimbursement, you are asking us to make a coverage decision (for more information about coverage decisions, see Section 4.1 of this chapter). To make this coverage decision, we will check to see if the medical care you paid for is a covered service (see Chapter 4: *Medical Benefits Chart (what is covered and what you pay)*). We will also check to see if you followed all the rules for using your coverage for medical care (these rules are given in Chapter 3 of this booklet: *Using the plan coverage for your medical services*).

## We will say yes or no to your request

- If the medical care you paid for is covered and you followed all the rules, we will send you the payment for our share of the cost of your medical care within 60 calendar days after we receive your request. Or, if you haven't paid for the services, we will send the payment directly to the provider. When we send the payment, it's the same as saying *yes* to your request for a coverage decision.)
- If the medical care is *not* covered, or you did *not* follow all the rules, we will not send payment. Instead, we will send you a letter that says we will not pay for the services and the reasons why. (When we turn down your request for payment, it's the same as saying *no* to your request for a coverage decision.)

## What if you ask for payment and we say that we will not pay?

If you do not agree with our decision to turn you down, **you can make an appeal**. If you make an appeal, it means you are asking us to change the coverage decision we made when we turned down your request for payment.

**To make this appeal, follow the process for appeals that we describe in part 5.3 of this section.** Go to this part for step-by-step instructions. When you are following these instructions, please note:

- If you make an appeal for reimbursement, we must give you our answer within 60 calendar days after we receive your appeal. (If you are asking us to pay you back for medical care you have already received and paid for yourself, you are not allowed to ask for a fast appeal.)
- If the Independent Review Organization reverses our decision to deny payment, we must send the payment you have requested to you or to the provider within 30 calendar days. If the answer to your appeal is yes at any stage of the appeals process after Level 2, we must send the payment you requested to you or to the provider within 60 calendar days.

---

## SECTION 6 Your Part D prescription drugs: How to ask for a coverage decision or make an appeal

---



Have you read Section 4 of this chapter (*A guide to “the basics” of coverage decisions and appeals*)? If not, you may want to read it before you start this section.

### Section 6.1 This section tells you what to do if you have problems getting a Part D drug or you want us to pay you back for a Part D drug

Your benefits as a member of our plan include coverage for many outpatient prescription drugs. Medicare calls these outpatient prescription drugs “Part D drugs.” You can get these drugs as long as they are included in the plan *List of Covered Drugs (Formulary)* and they are medically necessary for you, as determined by your primary care doctor or other provider.

- **This section is about your Part D drugs only.** To keep things simple, we generally say “drug” in the rest of this section, instead of repeating “covered outpatient prescription drug” or “Part D drug” every time.
- For details about what we mean by Part D drugs, the *List of Covered Drugs*, rules and restrictions on coverage, and cost information, see Chapter 5 (*Using our plan coverage for your Part D prescription drugs*) and Chapter 6 (*What you pay for your Part D prescription drugs*).

### Part D coverage decisions and appeals

As discussed in Section 4 of this chapter, a coverage decision is a decision we make about your benefits and coverage or about the amount we will pay for your drugs.

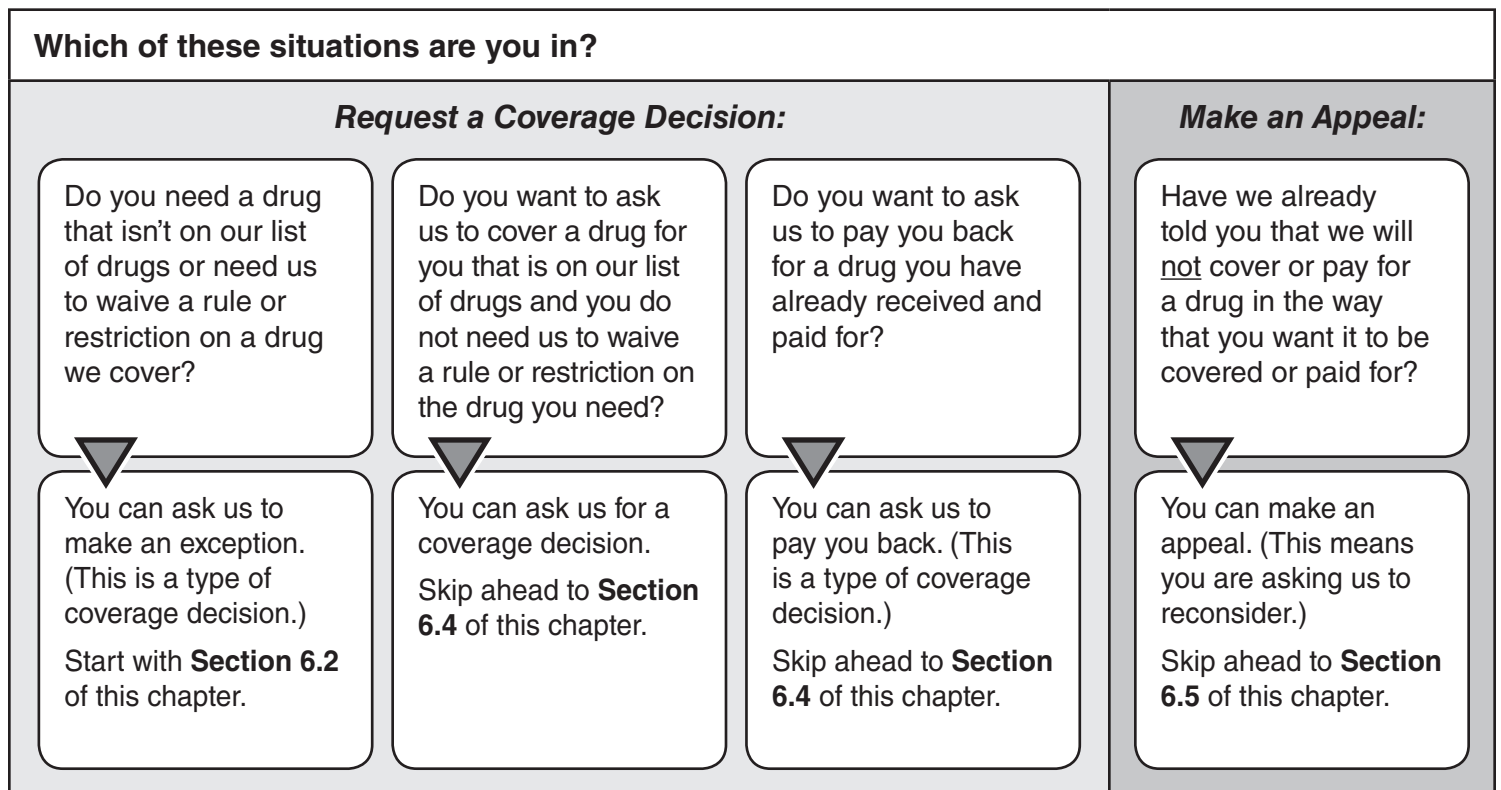
**Legal Terms** A coverage decision is often called an “**initial determination**” or “initial decision.” When the coverage decision is about your Part D drugs, the initial determination is called a “**coverage determination.**”

Here are examples of coverage decisions you ask us to make about your Part D drugs:

- You ask us to make an exception, including:
  - Asking us to cover a Part D drug that is not on the plan *List of Covered Drugs*.
  - Asking us to waive a restriction on the plan coverage for a drug (such as limits on the amount of the drug you can get).
  - Asking to pay a lower cost-sharing amount for a covered non-preferred drug.
- You ask us whether a drug is covered for you and whether you satisfy any applicable coverage rules. (For example, when your drug is on the plan *List of Covered Drugs* but we require you to get approval from us before we will cover it for you.)
- You ask us to pay for a prescription drug you already bought. This is a request for a coverage decision about payment.

If you disagree with a coverage decision we have made, you can appeal our decision.

This section tells you both how to ask for coverage decisions and how to request an appeal. Use this guide to help you determine which part has information for your situation:



## Section 6.2 What is an exception?

If a drug is not covered in the way you would like it to be covered, you can ask the plan to make an “exception.” An exception is a type of coverage decision. Similar to other types of coverage decisions, if we turn down your request for an exception, you can appeal our decision.

When you ask for an exception, your doctor or other prescriber will need to explain the medical reasons why you need the exception approved. We will then consider your request. Here are two examples of exceptions that you or your doctor or other prescriber can ask us to make:

- 1. Removing a restriction on the plan coverage for a covered drug.** There are extra rules or restrictions that apply to certain drugs on the plan *List of Covered Drugs* (for more information, go to Chapter 5 and look for Section 5).

<b>Legal Terms</b>	Asking for removal of a restriction on coverage for a drug is sometimes called asking for a <b>“formulary exception.”</b>
--------------------	---

- The extra rules and restrictions on coverage for certain drugs include:
  - *Getting our approval in advance* before we will agree to cover the drug for you. (This is sometimes called “prior authorization.”)
  - *Being required to try a different drug first* before we will agree to cover the drug you are asking for. (This is sometimes called “step therapy.”)
  - *Quantity limits.* For some drugs, there are restrictions on the amount of the drug you can have.
- If we agree to make an exception and waive a restriction for you, you can ask for an exception to the copayment or co-insurance amount we require you to pay for the drug.

- 2. Changing coverage of a drug to a lower cost-sharing tier.** Every drug on the plan Drug List is in one of four cost-sharing tiers. In general, the lower the cost-sharing tier number, the less you will pay as your share of the cost of the drug.

<b>Legal Terms</b>	Asking to pay a lower preferred price for a covered non-preferred drug is sometimes called asking for a <b>“tiering exception.”</b>
--------------------	---

- If your drug is in the non-preferred tier (Tier 3), you can ask us to cover it at the cost-sharing amount that applies to drugs in the preferred tier (Tier 2). This would lower your share of the cost for the drug.
- You cannot ask us to change the cost-sharing tier for any drug in the specialty tier (Tier 4).

### Section 6.3 Important things to know about asking for exceptions

#### Your doctor must tell us the medical reasons

Your doctor or other prescriber must give us a written statement that explains the medical reasons for requesting an exception. For a faster decision, include this medical information from your doctor or other prescriber when you ask for the exception.

Typically, the plan Drug List includes more than one drug for treating a particular condition. These different possibilities are called “alternative” drugs. If an alternative drug would be just as effective as the drug you are requesting and would not cause more side effects or other health problems, we will generally *not* approve your request for an exception.

#### We can say yes or no to your request

- If we approve your request for an exception, our approval usually is valid until the end of the plan year. This is true as long as your doctor continues to prescribe the drug for you and that drug continues to be safe and effective for treating your condition.

- If we say no to your request for an exception, you can ask for a review of our decision by making an appeal. Section 6.5 tells how to make an appeal if we say no.

The next section tells you how to ask for a coverage decision, including an exception.

## Section 6.4 Step-by-step: How to ask for a coverage decision, including an exception

**Step 1: You ask us to make a coverage decision about the drug(s) or payment you need.** If your health requires a quick response, you must ask us to make a “fast decision.” **You cannot ask for a fast decision if you are asking us to pay you back for a drug you already bought.**

### *What to do*

- **Request the type of coverage decision you want.** Start by calling, writing, or faxing us to make your request. You, your representative, or your doctor (or other prescriber) can do this. For the details, go to Chapter 2, Section 1 and look for the section called, *How to contact us when you are asking for a coverage decision about your Part D prescription drugs*. Or if you are asking us to pay you back for a drug, go to the section called, *Where to send a request that asks us to pay for our share of the cost for medical care or a drug you have received*.
- **You or your doctor or someone else who is acting on your behalf** can ask for a coverage decision. Section 4 of this chapter tells how you can give written permission to someone else to act as your representative. You can also have a lawyer act on your behalf.
- **If you want to ask us to pay you back for a drug**, start by reading Chapter 7 of this booklet: *Asking us to pay our share of a bill you have received for covered services or drugs*. Chapter 7 describes the situations in which you may need to ask for reimbursement. It also tells how to send us the paperwork that asks us to pay you back for our share of the cost of a drug you have paid for.
- **If you are requesting an exception, provide the “doctor’s statement.”** Your doctor or other prescriber must give us the medical reasons for the drug exception you are requesting. (We call this the “doctor’s statement.”) Your doctor or other prescriber can fax or mail the statement to our plan. Or your doctor or other prescriber can tell us on the phone and follow up by faxing or mailing the signed statement. See Sections 6.2 and 6.3 for more information about exception requests.

*If your health requires it, ask us to give you a “fast decision”*

<b>Legal Terms</b>	A “fast decision” is called an “ <b>expedited decision.</b> ”
--------------------	---

- When we give you our decision, we will use the “standard” deadlines unless we have agreed to use the “fast” deadlines. A standard decision means we will give you an answer within 72 hours after we receive your doctor’s statement. A fast decision means we will answer within 24 hours.
- **To get a fast decision, you must meet two requirements:**
  - You can get a fast decision only if you are asking for a *drug you have not yet received*. (You cannot get a fast decision if you are asking us to pay you back for a drug you already bought.)
  - You can get a fast decision *only* if using the standard deadlines could *cause serious harm to your health or hurt your ability to function*.
- **If your doctor or other prescriber tells us that your health requires a “fast decision,” we will automatically agree to give you a fast decision.**
- If you ask for a fast decision on your own (without your doctor’s or other prescriber’s support), we will decide whether your health requires that we give you a fast decision.

- If we decide that your medical condition does not meet the requirements for a fast decision, we will send you a letter that says so (and we will use the standard deadlines instead).
- This letter will tell you that if your doctor or other prescriber asks for the fast decision, we will automatically give a fast decision.
- The letter will also tell how you can file a complaint about our decision to give you a standard decision instead of the fast decision you requested. It tells how to file a “fast” complaint, which means you would get our answer to your complaint within 24 hours. (The process for making a complaint is different from the process for coverage decisions and appeals. For more information about the process for making complaints, see Section 10 of this chapter.)

## **Step 2: We consider your request and we give you our answer.**

### *Deadlines for a “fast” coverage decision*

- If we are using the fast deadlines, we must give you our answer **within 24 hours**.
  - Generally, this means within 24 hours after we receive your request. If you are requesting an exception, we will give you our answer within 24 hours after we receive your doctor’s statement supporting your request. We will give you our answer sooner if your health requires us to.
  - If we do not meet this deadline, we are required to send your request on to Level 2 of the appeals process, where it will be reviewed by an independent outside organization. Later in this section, we tell about this review organization and explain what happens at Appeal Level 2.
- **If our answer is yes to part or all of what you requested**, we must provide the coverage we have agreed to provide within 24 hours after we receive your request or doctor’s statement supporting your request.
- **If our answer is no to part or all of what you requested**, we will send you a written statement that explains why we said no.

### *Deadlines for a “standard” coverage decision about a drug you have not yet received.*

- If we are using the standard deadlines, we must give you our answer **within 72 hours**.
  - Generally, this means within 72 hours after we receive your request. If you are requesting an exception, we will give you our answer within 72 hours after we receive your doctor’s statement supporting your request. We will give you our answer sooner if your health requires us to.
  - If we do not meet this deadline, we are required to send your request on to Level 2 of the appeals process, where it will be reviewed by an independent organization. Later in this section, we tell about this review organization and explain what happens at Appeal Level 2.
- **If our answer is yes to part or all of what you requested –**
  - If we approve your request for coverage, we must **provide the coverage** we have agreed to provide **within 72 hours** after we receive your request or doctor’s statement supporting your request.
- **If our answer is no to part or all of what you requested**, we will send you a written statement that explains why we said no.

### *Deadlines for a “standard” coverage decision about payment for a drug you have already bought*

- We must give you our answer **within 14 calendar days** after we receive your request.
  - If we do not meet this deadline, we are required to send your request on to Level 2 of the appeals process, where it will be reviewed by an independent organization. Later in this section, we tell about this review organization and explain what happens at Appeal Level 2.

- **If our answer is yes to part or all of what you requested**, we are also required to make payment to you within 14 calendar days after we receive your request.
- **If our answer is no to part or all of what you requested**, we will send you a written statement that explains why we said no.

**Step 3: If we say no to your coverage request, you decide if you want to make an appeal.**

- If we say no, you have the right to request an appeal. Requesting an appeal means asking us to reconsider – and possibly change – the decision we made.

**Section 6.5 Step-by-step: How to make a Level 1 Appeal (how to ask for a review of a coverage decision made by us)**

<b>Legal Terms</b>	When you start the appeals process by making an appeal, it is called the “first level of appeal” or a “Level 1 Appeal.”  An appeal to us about a Part D drug coverage decision is called a plan “ <b>redetermination.</b> ”
--------------------	---

**Step 1: You contact us and make your Level 1 Appeal.** If your health requires a quick response, you must ask for a “**fast appeal.**”

*What to do*

- **To start your appeal, you (or your representative or your doctor or other prescriber) must contact our plan.**
  - For details on how to reach us by phone, fax, or mail for any purpose related to your appeal, go to Chapter 2, Section 1, and look for the section called, *How to contact us when you are making an appeal about your Part D prescription drugs.*
- **If you are asking for a standard appeal, make your appeal by submitting a written request.** You may also ask for an appeal by calling us at the phone number shown in Chapter 2, Section 1 (*How to contact us when you are making an appeal about your Part D prescription drugs.*)
- **If you are asking for a fast appeal, you may make your appeal in writing or you may call us at the phone number shown in Chapter 2, Section 1** (*How to contact us when you are making an appeal about your Part D prescription drugs.*)
- **You must make your appeal request within 60 calendar days** from the date on the written notice we sent to tell you our answer to your request for a coverage decision. If you miss this deadline and have a good reason for missing it, we may give you more time to make your appeal.
- **You can ask for a copy of the information in your appeal and add more information.**
  - You have the right to ask us for a copy of the information regarding your appeal. We are allowed to charge a fee for copying and sending this information to you.
  - If you wish, you and your doctor or other prescriber may give us additional information to support your appeal.

*If your health requires it, ask for a “fast appeal”*

<b>Legal Terms</b>	A “fast appeal” is also called an “ <b>expedited appeal.</b> ”
--------------------	--

- If you are appealing a decision we made about a drug you have not yet received, you and your doctor or other prescriber will need to decide if you need a “fast appeal.”
- The requirements for getting a “fast appeal” are the same as those for getting a “fast decision” in Section 6.4 of this chapter.

### **Step 2: We consider your appeal and we give you our answer.**

- When we are reviewing your appeal, we take another careful look at all of the information about your coverage request. We check to see if we were following all the rules when we said no to your request. We may contact you or your doctor or other prescriber to get more information.

#### *Deadlines for a “fast” appeal*

- If we are using the fast deadlines, we must give you our answer **within 72 hours after we receive your appeal**. We will give you our answer sooner if your health requires it.
  - If we do not give you an answer within 72 hours, we are required to send your request on to Level 2 of the appeals process, where it will be reviewed by an Independent Review Organization. Later in this section, we tell about this review organization and explain what happens at Level 2 of the appeals process.
- **If our answer is yes to part or all of what you requested**, we must provide the coverage we have agreed to provide within 72 hours after we receive your appeal.
- **If our answer is no to part or all of what you requested**, we will send you a written statement that explains why we said no and how to appeal our decision.

#### *Deadlines for a “standard” appeal*

- If we are using the standard deadlines, we must give you our answer **within 7 calendar days** after we receive your appeal. We will give you our decision sooner if you have not received the drug yet and your health condition requires us to do so.
  - If we do not give you a decision within 7 calendar days, we are required to send your request on to Level 2 of the appeals process, where it will be reviewed by an Independent Review Organization. Later in this section, we tell about this review organization and explain what happens at Level 2 of the appeals process.
- **If our answer is yes to part or all of what you requested –**
  - If we approve a request for coverage, we must **provide the coverage** we have agreed to provide as quickly as your health requires, but **no later than 7 calendar days** after we receive your appeal.
  - If we approve a request to pay you back for a drug you already bought, we are required to **send payment to you within 30 calendar days** after we receive your appeal request.
- **If our answer is no to part or all of what you requested**, we will send you a written statement that explains why we said no and how to appeal our decision.

### **Step 3: If we say no to your appeal, you decide if you want to continue with the appeals process and make another appeal.**

- If we say no to your appeal, you then choose whether to accept this decision or continue by making another appeal.
- If you decide to make another appeal, it means your appeal is going on to Level 2 of the appeals process (see below).

## Section 6.6 Step-by-step: How to make a Level 2 Appeal

If we say no to your appeal, you then choose whether to accept this decision or continue by making another appeal. If you decide to go on to a Level 2 Appeal, the **Independent Review Organization** reviews the decision our plan made when we said no to your first appeal. This organization decides whether the decision we made should be changed.

<b>Legal Terms</b>	The formal name for the “Independent Review Organization” is the “ <b>Independent Review Entity.</b> ” It is sometimes called the “ <b>IRE.</b> ”
--------------------	---

**Step 1: To make a Level 2 Appeal, you must contact the Independent Review Organization and ask for a review of your case.**

- If we say no to your Level 1 Appeal, the written notice we send you will include **instructions on how to make a Level 2 Appeal** with the Independent Review Organization. These instructions will tell who can make this Level 2 Appeal, what deadlines you must follow, and how to reach the review organization.
- When you make an appeal to the Independent Review Organization, we will send the information we have about your appeal to this organization. This information is called your “case file.” **You have the right to ask us for a copy of your case file.** We are allowed to charge you a fee for copying and sending this information to you.
- You have a right to give the Independent Review Organization additional information to support your appeal.

**Step 2: The Independent Review Organization does a review of your appeal and gives you an answer.**

- **The Independent Review Organization is an outside, independent organization that is hired by Medicare.** This organization is not connected with us and it is not a government agency. This organization is a company chosen by Medicare to review our decisions about your Part D benefits with our plan.
- Reviewers at the Independent Review Organization will take a careful look at all of the information related to your appeal. The organization will tell you its decision in writing and explain the reasons for it.

*Deadlines for “fast” appeal at Level 2*

- If your health requires it, ask the Independent Review Organization for a “fast appeal.”
- If the review organization agrees to give you a “fast appeal,” the review organization must give you an answer to your Level 2 Appeal **within 72 hours** after it receives your appeal request.
- **If the Independent Review Organization says yes to part or all of what you requested,** we must provide the drug coverage that was approved by the review organization **within 24 hours** after we receive the decision from the review organization.

*Deadlines for “standard” appeal at Level 2*

- If you have a standard appeal at Level 2, the review organization must give you an answer to your Level 2 Appeal **within 7 calendar days** after it receives your appeal.
- **If the Independent Review Organization says yes to part or all of what you requested –**
  - If the Independent Review Organization approves a request for coverage, we must **provide the drug coverage** that was approved by the review organization **within 72 hours** after we receive the decision from the review organization.
  - If the Independent Review Organization approves a request to pay you back for a drug you already bought, we are required to **send payment to you within 30 calendar days** after we receive the decision from the review organization.

## What if the review organization says no to your appeal?

If this organization says no to your appeal, it means the organization agrees with our decision not to approve your request. (This is called “upholding the decision.” It is also called “turning down your appeal.”)

To continue and make another appeal at Level 3, the dollar value of the drug coverage you are requesting must meet a minimum amount. If the dollar value of the coverage you are requesting is too low, you cannot make another appeal and the decision at Level 2 is final. The notice you get from the Independent Review Organization will tell you if the dollar value of the coverage you are requesting is high enough to continue with the appeals process.

### **Step 3: If the dollar value of the coverage you are requesting meets the requirement, you choose whether you want to take your appeal further.**

- There are three additional levels in the appeals process after Level 2 (for a total of five levels of appeal).
- If your Level 2 Appeal is turned down and you meet the requirements to continue with the appeals process, you must decide whether you want to go on to Level 3 and make a third appeal. If you decide to make a third appeal, the details on how to do this are in the written notice you got after your second appeal.
- The Level 3 Appeal is handled by an administrative law judge. Section 9 in this chapter tells more about Levels 3, 4, and 5 of the appeals process.

---

## **SECTION 7 How to ask us to cover a longer hospital stay if you think the doctor is discharging you too soon**

---

When you are admitted to a hospital, you have the right to get all of your covered hospital services that are necessary to diagnose and treat your illness or injury. For more information about our coverage for your hospital care, including any limitations on this coverage, see Chapter 4 of this booklet: *Medical Benefits Chart (what is covered and what you pay)*.

During your hospital stay, your doctor and the hospital staff will be working with you to prepare for the day when you will leave the hospital. They will also help arrange for care you may need after you leave.

- The day you leave the hospital is called your “**discharge date.**” The plan coverage of your hospital stay ends on this date.
- When your discharge date has been decided, your doctor or the hospital staff will let you know.
- If you think you are being asked to leave the hospital too soon, you can ask for a longer hospital stay and your request will be considered. This section tells you how to ask.

### **Section 7.1 During your hospital stay, you will get a written notice from Medicare that tells about your rights**

During your hospital stay, you will be given a written notice called *An Important Message from Medicare about Your Rights*. Everyone with Medicare gets a copy of this notice whenever they are admitted to a hospital. Someone at the hospital is supposed to give it to you within two days after you are admitted.

**1. Read this notice carefully and ask questions if you don’t understand it.** It tells you about your rights as a hospital patient, including:

- Your right to receive Medicare-covered services during and after your hospital stay, as ordered by your doctor. This includes the right to know what these services are, who will pay for them, and where you can get them.
- Your right to be involved in any decisions about your hospital stay, and know who will pay for it.

- Where to report any concerns you have about quality of your hospital care.
- What to do if you think you are being discharged from the hospital too soon.

Legal Terms	The written notice from Medicare tells you how you can <b>“make an appeal.”</b> Making an appeal is a formal, legal way to ask for a delay in your discharge date so that your hospital care will be covered for a longer time. (Section 7.2 below tells how to make this appeal.)
-------------	--

**2. You must sign the written notice to show that you received it and understand your rights.**

- You or someone who is acting on your behalf must sign the notice. (Section 4 of this chapter tells how you can give written permission to someone else to act as your representative.)
- Signing the notice shows *only* that you have received the information about your rights. The notice does not give your discharge date (your doctor or hospital staff will tell you your discharge date). Signing the notice **does not mean** you are agreeing on a discharge date.

**3. Keep your copy** of the signed notice so you will have the information about making an appeal (or reporting a concern about quality of care) handy if you need it.

- If you sign the notice more than two days before the day you leave the hospital, you will get another copy before you are scheduled to be discharged.
- To look at a copy of this notice in advance, you can call Customer Services or 1-800 MEDICARE (1-800-633-4227), 24 hours a day, seven days a week. TTY users should call 1-877-486-2048. You can also see it online at <http://www.cms.hhs.gov>.

**Section 7.2 Step-by-step: How to make a Level 1 Appeal to change your hospital discharge date**

If you want to ask for your hospital services to be covered by our plan for a longer time, you will need to use the appeals process to make this request. Before you start, understand what you need to do and what the deadlines are.

- **Follow the process.** Each step in the first two levels of the appeals process is explained below.
- **Meet the deadlines.** The deadlines are important. Be sure that you understand and follow the deadlines that apply to things you must do.
- **Ask for help if you need it.** If you have questions or need help at any time, please call Customer Services (phone numbers are on the front cover of this booklet). Or call your State Health Insurance Assistance Program, a government organization that provides personalized assistance (see Section 2 of this chapter).

**During a Level 1 Appeal, the Quality Improvement Organization reviews your appeal.** It checks to see if your planned discharge date is medically appropriate for you.

Legal Terms	When you start the appeal process by making an appeal, it is called the “first level of appeal” or a “Level 1 Appeal.”
-------------	--

**Step 1: Contact the Quality Improvement Organization in your state and ask for a “fast review” of your hospital discharge. You must act quickly.**

Legal Terms	A “fast review” is also called an <b>“immediate review”</b> or an <b>“expedited review.”</b>
-------------	--

### *What is the Quality Improvement Organization?*

- This organization is a group of doctors and other health care professionals who are paid by the federal government. These experts are not part of us. This organization is paid by Medicare to check on and help improve the quality of care for people with Medicare. This includes reviewing hospital discharge dates for people with Medicare.

### *How can you contact this organization?*

- The written notice you received (*An Important Message from Medicare*) tells you how to reach this organization. (Or find the name, address, and phone number of the Quality Improvement Organization for your state in Chapter 2, Section 4, of this booklet.)

### *Act quickly:*

- To make your appeal, you must contact the Quality Improvement Organization *before* you leave the hospital and **no later than your planned discharge date**. (Your “planned discharge date” is the date that has been set for you to leave the hospital.)
  - If you meet this deadline, you are allowed to stay in the hospital *after* your discharge date *without paying for it* while you wait to get the decision on your appeal from the Quality Improvement Organization.
  - If you do *not* meet this deadline, and you decide to stay in the hospital after your planned discharge date, *you may have to pay all of the costs* for hospital care you receive after your planned discharge date.
- If you miss the deadline for contacting the Quality Improvement Organization about your appeal, you can make your appeal directly to our plan instead. For details about this other way to make your appeal, see Section 7.4.

### *Ask for a “fast review”:*

- You must ask the Quality Improvement Organization for a **“fast review”** of your discharge. Asking for a “fast review” means you are asking for the organization to use the “fast” deadlines for an appeal instead of using the standard deadlines.

<b>Legal Terms</b>	A “fast review” is also called an “ <b>immediate review</b> ” or an “ <b>expedited review</b> .”
--------------------	--

## **Step 2: The Quality Improvement Organization conducts an independent review of your case.**

### *What happens during this review?*

- Health professionals at the Quality Improvement Organization (we will call them “the reviewers” for short) will ask you (or your representative) why you believe coverage for the services should continue. You don’t have to prepare anything in writing, but you may do so if you wish.
- The reviewers will also look at your medical information, talk with your doctor, and review information that the hospital and our plan has given to them.
- By noon of the day after the reviewers informed us of your appeal, you will also get a written notice that gives your planned discharge date and explains the reasons why your doctor, the hospital, and we think it is right (medically appropriate) for you to be discharged on that date.

Legal Terms	This written explanation is called the “ <b>Detailed Notice of Discharge.</b> ” You can get a sample of this notice by calling Customer Services or 1-800-MEDICARE (1-800-633-4227, 24 hours a day, seven days a week. TTY users should call 1-877-486-2048). Or you can get see a sample notice online at <a href="http://www.cms.hhs.gov/BNI/">http://www.cms.hhs.gov/BNI/</a>
-------------	--

**Step 3:** Within one full day after it has all the needed information, the Quality Improvement Organization will give you its answer to your appeal.

*What happens if the answer is yes?*

- If the review organization says *yes* to your appeal, **our plan must keep providing your covered hospital services for as long as these services are medically necessary.**
- You will have to keep paying your share of the costs (such as deductibles or copayments, if these apply). In addition, there may be limitations on your covered hospital services. (See Chapter 4 of this booklet).

*What happens if the answer is no?*

- If the review organization says *no* to your appeal, they are saying that your planned discharge date is medically appropriate. (Saying *no* to your appeal is also called *turning down* your appeal.) If this happens, **the plan coverage for your hospital services will end** at noon on the day *after* the Quality Improvement Organization gives you its answer to your appeal.
- If the review organization says *no* to your appeal and you decide to stay in the hospital, then **you may have to pay the full cost** of hospital care you receive after noon on the day after the Quality Improvement Organization gives you its answer to your appeal.

**Step 4:** If the answer to your Level 1 Appeal is no, you decide if you want to make another appeal.

- If the Quality Improvement Organization has turned down your appeal, *and* you stay in the hospital after your planned discharge date, then you can make another appeal. Making another appeal means you are going on to “Level 2” of the appeals process.

### Section 7.3 Step-by-step: How to make a Level 2 Appeal to change your hospital discharge date

If the Quality Improvement Organization has turned down your appeal, *and* you stay in the hospital after your planned discharge date, then you can make a Level 2 Appeal. During a Level 2 Appeal, you ask the Quality Improvement Organization to take another look at the decision they made on your first appeal.

Here are the steps for Level 2 of the appeal process:

**Step 1:** You contact the Quality Improvement Organization again and ask for another review.

- You must ask for this review **within 60 calendar days** after the day when the Quality Improvement Organization said *no* to your Level 1 Appeal. You can ask for this review only if you stayed in the hospital after the date that your coverage for the care ended.

**Step 2:** The Quality Improvement Organization does a second review of your situation.

- Reviewers at the Quality Improvement Organization will take another careful look at all of the information related to your appeal.

**Step 3: Within 14 calendar days, the Quality Improvement Organization reviewers will decide on your appeal and tell you their decision.**

*If the review organization says yes:*

- **We must reimburse you** for our share of the costs of hospital care you have received since noon on the day after the date your first appeal was turned down by the Quality Improvement Organization. **We must continue providing coverage** for your hospital care for as long as it is medically necessary.
- You must continue to pay your share of the costs and coverage limitations may apply.

*If the review organization says no:*

- It means they agree with the decision they made to your Level 1 Appeal and will not change it. This is called “upholding the decision.” It is also called “turning down your appeal.”
- The notice you get will tell you in writing what you can do if you wish to continue with the review process. It will give you the details about how to go on to the next level of appeal, which is handled by a judge.

**Step 4: If the answer is no, you will need to decide whether you want to take your appeal further by going on to Level 3.**

- There are three additional levels in the appeals process after Level 2 (for a total of five levels of appeal). If the review organization turns down your Level 2 Appeal, you can choose whether to accept that decision or whether to go on to Level 3 and make another appeal. At Level 3, your appeal is reviewed by a judge.
- Section 9 in this chapter tells more about Levels 3, 4, and 5 of the appeals process.

## **Section 7.4 What if you miss the deadline for making your Level 1 Appeal?**

### **You can appeal to us instead**

As explained above in Section 7.2, you must act quickly to contact the Quality Improvement Organization to start your first appeal of your hospital discharge. (“Quickly” means before you leave the hospital and no later than your planned discharge date). If you miss the deadline for contacting this organization, there is another way to make your appeal.

If you use this other way of making your appeal, *the first two levels of appeal are different.*

### **Step-by-Step: How to make a Level 1 Alternate Appeal**

If you miss the deadline for contacting the Quality Improvement Organization, you can make an appeal to us, asking for a “fast review.” A fast review is an appeal that uses the fast deadlines instead of the standard deadlines.

Legal Terms	A “fast” review (or “fast appeal”) is also called an “ <b>expedited</b> ” review (or “ <b>expedited appeal</b> ”).
-------------	--

#### **Step 1: Contact us and ask for a “fast review.”**

- For details on how to contact us, go to Chapter 2, Section 1 and look for the section called, *How to contact us when you are making an appeal about your medical care.*
- **Be sure to ask for a “fast review.”** This means you are asking us to give you an answer using the “fast” deadlines rather than the “standard” deadlines.

**Step 2: We do a “fast” review of your planned discharge date, checking to see if it was medically appropriate.**

- During this review, we take a look at all of the information about your hospital stay. We check to see if your planned discharge date was medically appropriate. We will check to see if the decision about when you should leave the hospital was fair and followed all the rules.
- In this situation, we will use the “fast” deadlines rather than the standard deadlines for giving you the answer to this review.

**Step 3: We give you our decision within 72 hours after you ask for a “fast review” (“fast appeal”).**

- **If we say yes to your fast appeal**, it means we have agreed with you that you still need to be in the hospital after the discharge date, and will keep providing your covered services for as long as it is medically necessary. It also means that we have agreed to reimburse you for our share of the costs of care you have received since the date when we said your coverage would end. (You must pay your share of the costs and there may be coverage limitations that apply.)
- **If we say no to your fast appeal**, we are saying that your planned discharge date was medically appropriate. Our coverage for your hospital services ends as of the day we said coverage would end.
- If you stayed in the hospital *after* your planned discharge date, then **you may have to pay the full cost** of hospital care you received after the planned discharge date. You will be responsible for the cost of care starting from noon on the day after our plan says no to your appeal.

**Step 4: If we say *no* to your fast appeal, your case will *automatically* be sent on to the next level of the appeals process.**

- To make sure we were following all the rules when we said no to your fast appeal, **we are required to send your appeal to the “Independent Review Organization.”** When we do this, it means that you are *automatically* going on to Level 2 of the appeals process.

**Step-by-Step: How to make a Level 2 *Alternate* Appeal**

If we say no to your Level 1 Appeal, your case will *automatically* be sent on to the next level of the appeals process. During the Level 2 Appeal, the **Independent Review Organization** reviews the decision we made when we said no to your “fast appeal.” This organization decides whether the decision we made should be changed.

Legal Terms	The formal name for the “Independent Review Organization” is the “ <b>Independent Review Entity.</b> ” It is sometimes called the “ <b>IRE.</b> ”
-------------	---

**Step 1: We will automatically forward your case to the Independent Review Organization.**

- We are required to send the information for your Level 2 Appeal to the Independent Review Organization within 24 hours of when we tell you that we are saying no to your first appeal. (If you think we are not meeting this deadline or other deadlines, you can make a complaint. The complaint process is different from the appeal process. Section 10 of this chapter tells how to make a complaint.)

**Step 2: The Independent Review Organization does a “fast review” of your appeal. The reviewers give you an answer within 72 hours.**

- **The Independent Review Organization is an outside, independent organization that is hired by Medicare.** This organization is not connected with us and it is not a government agency. This organization is a company chosen by Medicare to handle the job of being the Independent Review Organization. Medicare oversees its work.

- Reviewers at the Independent Review Organization will take a careful look at all of the information related to your appeal of your hospital discharge.
- **If this organization says *yes* to your appeal**, then we must reimburse you (pay you back) for our share of the costs of hospital care you have received since the date of your planned discharge. We must also continue the plan coverage of your hospital services for as long as it is medically necessary. You must continue to pay your share of the costs. If there are coverage limitations, these could limit how much we would reimburse or how long we would continue to cover your services.
- **If this organization says *no* to your appeal**, it means they agree with us that your planned hospital discharge date was medically appropriate. (This is called “upholding the decision.” It is also called “turning down your appeal.”)
  - The notice you get from the Independent Review Organization will tell you in writing what you can do if you wish to continue with the review process. It will give you the details about how to go on to a Level 3 Appeal, which is handled by a judge.

**Step 3: If the Independent Review Organization turns down your appeal, you choose whether you want to take your appeal further.**

- There are three additional levels in the appeals process after Level 2 (for a total of five levels of appeal). If reviewers say no to your Level 2 Appeal, you decide whether to accept their decision or go on to Level 3 and make a third appeal.
- Section 9 in this chapter tells more about Levels 3, 4, and 5 of the appeals process.

---

## **SECTION 8 How to ask us to keep covering certain medical services if you think your coverage is ending too soon**

---

### **Section 8.1 *This section is about three services only*: Home health care, skilled nursing facility care, and Comprehensive Outpatient Rehabilitation Facility (CORF) services**

This section is about the following types of care *only*:

- **Home health care services** you are getting.
- **Skilled nursing care** you are getting as a patient in a skilled nursing facility. (To learn about requirements for being considered a “skilled nursing facility,” see Chapter 12, *Definitions of important words*.)
- **Rehabilitation care** you are getting as an outpatient at a Medicare-approved Comprehensive Outpatient Rehabilitation Facility (CORF). Usually, this means you are getting treatment for an illness or accident, or you are recovering from a major operation. (For more information about this type of facility, see Chapter 12, *Definitions of important words*.)

When you are getting any of these types of care, you have the right to keep getting your covered services for that type of care for as long as the care is needed to diagnose and treat your illness or injury. For more information on your covered services, including your share of the cost and any limitations to coverage that may apply, see Chapter 4 of this booklet: *Medical Benefits Chart (what is covered and what you pay)*.

When we decide it is time to stop covering any of the three types of care for you, we are required to tell you in advance. When your coverage for that care ends, *we will stop paying our share of the cost for your care*.

If you think we are ending the coverage of your care too soon, **you can appeal our decision**. This section tells you how to ask.

## Section 8.2 We will tell you in advance when your coverage will be ending

**1. You receive a notice in writing.** At least two days before we are going to stop covering your care, the agency or facility that is providing your care will give you a notice.

- The written notice tells you the date when our plan will stop covering the care for you.

Legal Terms	In this written notice, we are telling you about a “ <b>coverage decision</b> ” we have made about when to stop covering your care. (For more information about coverage decisions, see Section 4 in this chapter.)
-------------	---

- The written notice also tells what you can do if you want to ask us to change this decision about when to end your care, and keep covering it for a longer period of time.

Legal Terms	In telling what you can do, the written notice is telling how you can “ <b>make an appeal.</b> ” Making an appeal is a formal, legal way to ask us to change the coverage decision we have made about when to stop your care. (Section 8.3 below tells how you can make an appeal.)
-------------	---

Legal Terms	The written notice is called the “ <b>Notice of Medicare Non-Coverage.</b> ” To get a sample copy, call Customer Services or 1-800-MEDICARE (1-800-633-4227, 24 hours a day, seven days a week. TTY users should call 1-877-486-2048.). Or see a copy online at <a href="http://www.cms.hhs.gov/BNI/">http://www.cms.hhs.gov/BNI/</a>
-------------	---

**2. You must sign the written notice to show that you received it.**

- You or someone who is acting on your behalf must sign the notice. (Section 4 tells how you can give written permission to someone else to act as your representative.)
- Signing the notice shows *only* that you have received the information about when your coverage will stop. **Signing it does not mean you agree** with us that it’s time to stop getting the care.

## Section 8.3 Step-by-step: How to make a Level 1 Appeal to have the plan cover your care for a longer time

If you want to ask us to cover your care for a longer period of time, you will need to use the appeals process to make this request. Before you start, understand what you need to do and what the deadlines are.

- **Follow the process.** Each step in the first two levels of the appeals process is explained below.
- **Meet the deadlines.** The deadlines are important. Be sure that you understand and follow the deadlines that apply to things you must do. There are also deadlines our plan must follow. (If you think we are not meeting our deadlines, you can file a complaint. Section 10 of this chapter tells you how to file a complaint.)
- **Ask for help if you need it.** If you have questions or need help at any time, please call Customer Services (phone numbers are on the front cover of this booklet). Or call your State Health Insurance Assistance Program, a government organization that provides personalized assistance (see Section 2 of this chapter).

**During a Level 1 Appeal, the Quality Improvement Organization reviews your appeal and decides whether to change the decision made by us.**

Legal Terms	When you start the appeal process by making an appeal, it is called the “first level of appeal” or “Level 1 Appeal.”
-------------	--

**Step 1: Make your Level 1 Appeal: contact the Quality Improvement Organization in your state and ask for a review. You must act quickly.**

*What is the Quality Improvement Organization?*

- This organization is a group of doctors and other health care experts who are paid by the federal government. These experts are not part of us. They check on the quality of care received by people with Medicare and review our decisions about when it’s time to stop covering certain kinds of medical care.

*How can you contact this organization?*

- The written notice you received tells you how to reach this organization. (Or find the name, address, and phone number of the Quality Improvement Organization for your state in Chapter 2, Section 4, of this booklet.)

*What should you ask for?*

- Ask this organization to do an independent review of whether it is medically appropriate for us to end coverage for your medical services.

*Your deadline for contacting this organization.*

- You must contact the Quality Improvement Organization to start your appeal *no later than noon of the day after you receive the written notice telling you when we will stop covering your care.*
- If you miss the deadline for contacting the Quality Improvement Organization about your appeal, you can make your appeal directly to us instead. For details about this other way to make your appeal, see Section 8.4.

**Step 2: The Quality Improvement Organization conducts an independent review of your case.**

*What happens during this review?*

- Health professionals at the Quality Improvement Organization (we will call them “the reviewers” for short) will ask you (or your representative) why you believe coverage for the services should continue. You don’t have to prepare anything in writing, but you may do so if you wish.
- The review organization will also look at your medical information, talk with your doctor, and review information that our plan has given to them.
- By the end of the day the reviewers informed us of your appeal, you will also get a written notice from us that give our reasons for wanting to end the plan coverage for your services.

Legal Terms	This notice explanation is called the “ <b>Detailed Explanation of Non-Coverage.</b> ”
-------------	--

**Step 3: Within one full day after they have all the information they need, the reviewers will tell you their decision.**

*What happens if the reviewers say yes to your appeal?*

- If the reviewers say *yes* to your appeal, then **we must keep providing your covered services for as long as it is medically necessary.**
- You will have to keep paying your share of the costs (such as deductibles or copayments, if these apply). In addition, there may be limitations on your covered services (see Chapter 4 of this booklet).

*What happens if the reviewers say no to your appeal?*

- If the reviewers say *no* to your appeal, then **your coverage will end on the date we have told you.** We will stop paying our share of the costs of this care.
- If you decide to keep getting the home health care, or skilled nursing facility care, or Comprehensive Outpatient Rehabilitation Facility (CORF) services *after* this date when your coverage ends, then **you will have to pay the full cost** of this care yourself.

**Step 4: If the answer to your Level 1 Appeal is no, you decide if you want to make another appeal.**

- This first appeal you make is “Level 1” of the appeals process. If reviewers say *no* to your Level 1 Appeal – and you choose to continue getting care after your coverage for the care has ended – then you can make another appeal.
- Making another appeal means you are going on to “Level 2” of the appeals process.

## **Section 8.4 Step-by-step: How to make a Level 2 Appeal to have the plan cover your care for a longer time**

If the Quality Improvement Organization has turned down your appeal and you choose to continue getting care after your coverage for the care has ended, then you can make a Level 2 Appeal. During a Level 2 Appeal, you ask the Quality Improvement Organization to take another look at the decision they made on your first appeal.

Here are the steps for Level 2 of the appeal process:

**Step 1: You contact the Quality Improvement Organization again and ask for another review.**

- You must ask for this review **within 60 days** after the day when the Quality Improvement Organization said *no* to your Level 1 Appeal. You can ask for this review only if you continued getting care after the date that your coverage for the care ended.

**Step 2: The Quality Improvement Organization does a second review of your situation.**

- Reviewers at the Quality Improvement Organization will take another careful look at all of the information related to your appeal.

**Step 3: Within 14 days, the Quality Improvement Organization reviewers will decide on your appeal and tell you their decision.**

*What happens if the review organization says yes to your appeal?*

- **We must reimburse you** for our share of the costs of care you have received since the date when we said your coverage would end. **The plan must continue providing coverage** for the care for as long as it is medically necessary.
- You must continue to pay your share of the costs and there may be coverage limitations that apply.

*What happens if the review organization says no?*

- It means they agree with the decision they made to your Level 1 Appeal and will not change it. (This is called “upholding the decision.” It is also called “turning down your appeal.”)
- The notice you get will tell you in writing what you can do if you wish to continue with the review process. It will give you the details about how to go on to the next level of appeal, which is handled by a judge.

**Step 4: If the answer is no, you will need to decide whether you want to take your appeal further.**

- There are three additional levels of appeal after Level 2, for a total of five levels of appeal. If reviewers turn down your Level 2 Appeal, you can choose whether to accept that decision or to go on to Level 3 and make another appeal. At Level 3, your appeal is reviewed by a judge.
- Section 9 in this chapter tells more about Levels 3, 4, and 5 of the appeals process.

**Section 8.5 What if you miss the deadline for making your Level 1 Appeal?**

**You can appeal to our plan instead**

As explained above in Section 8.3, you must act quickly to contact the Quality Improvement Organization to start your first appeal (within a day or two, at the most). If you miss the deadline for contacting this organization, there is another way to make your appeal. If you use this other way of making your appeal, *the first two levels of appeal are different.*

**Step-by-Step: How to make a Level 1 Alternate Appeal**

If you miss the deadline for contacting the Quality Improvement Organization, you can make an appeal to us, asking for a “fast review.” A fast review is an appeal that uses the fast deadlines instead of the standard deadlines.

Here are the steps for a Level 1 Alternate Appeal:

Legal Terms	A “fast” review (or “fast appeal”) is also called an “ <b>expedited</b> ” review (or “ <b>expedited appeal</b> ”).
-------------	--

**Step 1: Contact us and ask for a “fast review.”**

- For details on how to contact us, go to Chapter 2, Section 1 and look for the section called, *How to contact us when you are making an appeal about your medical care.*
- **Be sure to ask for a “fast review.”** This means you are asking us to give you an answer using the “fast” deadlines rather than the “standard” deadlines.

**Step 2: We do a “fast” review of the decision we made about when to end coverage for your services.**

- During this review, we take another look at all of the information about your case. We check to see if we were following all the rules when we set the date for ending the plan coverage for services you were receiving.
- We will use the “fast” deadlines rather than the standard deadlines for giving you the answer to this review. (Usually, if you make an appeal to us and ask for a “fast review,” we are allowed to decide whether to agree to your request and give you a “fast review.” But in this situation, the rules require us to give you a fast response if you ask for it.)

**Step 3: We give you our decision within 72 hours after you ask for a “fast review” (“fast appeal”).**

- **If we say yes to your fast appeal**, it means we have agreed with you that you need services longer, and will keep providing your covered services for as long as it is medically necessary. It also means that we have agreed to reimburse you for our share of the costs of care you have received since the date when we said your coverage would end. (You must pay your share of the costs and there may be coverage limitations that apply.)
- **If we say no to your fast appeal**, then your coverage will end on the date we have told you and we will not pay after this date. We will stop paying our share of the costs of this care.
- If you continued to get home health care, or skilled nursing facility care, or Comprehensive Outpatient Rehabilitation Facility (CORF) services *after* the date when we said your coverage would end, then **you will have to pay the full cost** of this care yourself.

**Step 4: If we say *no* to your fast appeal, your case will *automatically* go on to the next level of the appeals process.**

- To make sure we were following all the rules when we said no to your fast appeal, **we are required to send your appeal to the “Independent Review Organization.”** When we do this, it means that you are *automatically* going on to Level 2 of the appeals process.

**Step-by-Step: How to make a Level 2 Alternate Appeal**

If we say no to your Level 1 Appeal, your case will *automatically* be sent on to the next level of the appeals process. During the Level 2 Appeal, the **Independent Review Organization** reviews the decision we made when we said no to your “fast appeal.” This organization decides whether the decision we made should be changed.

Legal Terms	The formal name for the “Independent Review Organization” is the “ <b>Independent Review Entity.</b> ” It is sometimes called the “ <b>IRE.</b> ”
-------------	---

**Step 1: We will automatically forward your case to the Independent Review Organization.**

- We are required to send the information for your Level 2 Appeal to the Independent Review Organization within 24 hours of when we tell you that we are saying no to your first appeal. (If you think we are not meeting this deadline or other deadlines, you can make a complaint. The complaint process is different from the appeal process. Section 10 of this chapter tells how to make a complaint.)

**Step 2: The Independent Review Organization does a “fast review” of your appeal. The reviewers give you an answer within 72 hours.**

- **The Independent Review Organization is an outside, independent organization that is hired by Medicare.** This organization is not connected with us and it is not a government agency. This organization is a company chosen by Medicare to handle the job of being the Independent Review Organization. Medicare oversees its work.
- Reviewers at the Independent Review Organization will take a careful look at all of the information related to your appeal.
- **If this organization says yes to your appeal**, then we must reimburse you (pay you back) for our share of the costs of care you have received since the date when we said your coverage would end. We must also continue to cover the care for as long as it is medically necessary. You must continue to pay your share of the costs. If there are coverage limitations, these could limit how much we would reimburse or how long we would continue to cover your services.

- **If this organization says *no* to your appeal**, it means they agree with the decision we made to your first appeal and will not change it. (This is called “upholding the decision.” It is also called “turning down your appeal.”)
  - The notice you get from the Independent Review Organization will tell you in writing what you can do if you wish to continue with the review process. It will give you the details about how to go on to a Level 3 Appeal.

**Step 3: If the Independent Review Organization turns down your appeal, you choose whether you want to take your appeal further.**

- There are three additional levels of appeal after Level 2, for a total of five levels of appeal. If reviewers say no to your Level 2 Appeal, you can choose whether to accept that decision or whether to go on to Level 3 and make another appeal. At Level 3, your appeal is reviewed by a judge.
- Section 9 in this chapter tells more about Levels 3, 4, and 5 of the appeals process.

---

## SECTION 9 Taking your appeal to Level 3 and beyond

---

### Section 9.1 Levels of Appeal 3, 4, and 5 for Medical Service Appeals

This section may be appropriate for you if you have made a Level 1 Appeal and a Level 2 Appeal, and both of your appeals have been turned down.

If the dollar value of the item or medical service you have appealed meets certain minimum levels, you may be able to go on to additional levels of appeal. If the dollar value is less than the minimum level, you cannot appeal any further. If the dollar value is high enough, the written response you receive to your Level 2 Appeal will explain who to contact and what to do to ask for a Level 3 Appeal.

For most situations that involve appeals, the last three levels of appeal work in much the same way. Here is who handles the review of your appeal at each of these levels.

**Level 3 Appeal**      **A judge who works for the federal government** will review your appeal and give you an answer. This judge is called an “Administrative Law Judge.”

- **If the Administrative Law Judge says yes to your appeal, the appeals process *may* or *may not* be over**
  - We will decide whether to appeal this decision to Level 4. Unlike a decision at Level 2 (Independent Review Organization), we have the right to appeal a Level 3 decision that is favorable to you.
  - If we decide *not* to appeal the decision, we must authorize or provide you with the service within 60 days after receiving the judge’s decision.
  - If we decide to appeal the decision, we will send you a copy of the Level 4 Appeal request with any accompanying documents. We may wait for the Level 4 Appeal decision before authorizing or providing the service in dispute.
- **If the Administrative Law Judge says no to your appeal, the appeals process *may* or *may not* be over.**
  - If you decide to accept this decision that turns down your appeal, the appeals process is over.
  - If you do not want to accept the decision, you can continue to the next level of the review process. If the administrative law judge says no to your appeal, the notice you get will tell you what to do next if you choose to continue with your appeal.

**Level 4 Appeal** The **Medicare Appeals Council** will review your appeal and give you an answer. The Medicare Appeals Council works for the federal government.

- **If the answer is yes, or if the Medicare Appeals Council denies our request to review a favorable Level 3 Appeal decision, the appeals process *may* or *may not* be over** - We will decide whether to appeal this decision to Level 5. Unlike a decision at Level 2 (Independent Review Organization), we have the right to appeal a Level 4 decision that is favorable to you.
  - If we decide *not* to appeal the decision, we must authorize or provide you with the service within 60 days after receiving the Medicare Appeals Council’s decision.
  - If we decide to appeal the decision, we will let you know in writing.
- **If the answer is no or if the Medicare Appeals Council denies the review request, the appeals process *may* or *may not* be over.**
  - If you decide to accept this decision that turns down your appeal, the appeals process is over.
  - If you do not want to accept the decision, you might be able to continue to the next level of the review process. If the Medicare Appeals Council says no to your appeal, the notice you get will tell you whether the rules allow you to go on to a Level 5 Appeal. If the rules allow you to go on, the written notice will also tell you who to contact and what to do next if you choose to continue with your appeal.

**Level 5 Appeal** A judge at the **Federal District Court** will review your appeal.

- This is the last step of the administrative appeals process.

## Section 9.2 Levels of Appeal 3, 4, and 5 for Part D Drug Appeals

This section may be appropriate for you if you have made a Level 1 Appeal and a Level 2 Appeal, and both of your appeals have been turned down.

If the dollar value of the drug you have appealed meets certain minimum levels, you may be able to go on to additional levels of appeal. If the dollar value is less than the minimum level, you cannot appeal any further. If the dollar value is high enough, the written response you receive to your Level 2 Appeal will explain who to contact and what to do to ask for a Level 3 Appeal.

For most situations that involve appeals, the last three levels of appeal work in much the same way. Here is who handles the review of your appeal at each of these levels.

**Level 3 Appeal** A **judge who works for the federal government** will review your appeal and give you an answer. This judge is called an “Administrative Law Judge.”

- **If the answer is yes, the appeals process is over.** What you asked for in the appeal has been approved.
- **If the answer is no, the appeals process *may* or *may not* be over.**
  - If you decide to accept this decision that turns down your appeal, the appeals process is over.
  - If you do not want to accept the decision, you can continue to the next level of the review process. If the administrative law judge says no to your appeal, the notice you get will tell you what to do next if you choose to continue with your appeal.

**Level 4 Appeal** The **Medicare Appeals Council** will review your appeal and give you an answer. The Medicare Appeals Council works for the federal government.

- **If the answer is yes, the appeals process is over.** What you asked for in the appeal has been approved.
- **If the answer is no, the appeals process *may or may not* be over.**
  - If you decide to accept this decision that turns down your appeal, the appeals process is over.
  - If you do not want to accept the decision, you might be able to continue to the next level of the review process. It depends on your situation. Whenever the reviewer says no to your appeal, the notice you get will tell you whether the rules allow you to go on to another level of appeal. If the rules allow you to go on, the written notice will also tell you who to contact and what to do next if you choose to continue with your appeal.

**Level 5 Appeal** A judge at the **Federal District Court** will review your appeal. This is the last stage of the appeals process.

- This is the last step of the administrative appeals process.

## MAKING COMPLAINTS

### SECTION 10 How to make a complaint about quality of care, waiting times, customer service, or other concerns



If your problem is about decisions related to benefits, coverage, or payment, then this section is *not for you*. Instead, you need to use the process for coverage decisions and appeals. Go to Section 4 of this chapter.

#### Section 10.1 What kinds of problems are handled by the complaint process?

This section explains how to use the process for making complaints. The complaint process is used for certain types of problems *only*. This includes problems related to quality of care, waiting times, and the customer service you receive. Here are examples of the kinds of problems handled by the complaint process.

**If you have any of these kinds of problems, you can “make a complaint”**

**Quality of your medical care**

- Are you unhappy with the quality of the care you have received (including care in the hospital)?

**Respecting your privacy**

- Do you believe that someone did not respect your right to privacy or shared information about you that you feel should be confidential?

**Disrespect, poor customer service, or other negative behaviors**

- Has someone been rude or disrespectful to you?
- Are you unhappy with how our Customer Services has dealt with you?
- Do you feel you are being encouraged to leave our plan?

**Waiting times**

- Are you having trouble getting an appointment, or waiting too long to get it?
- Have you been kept waiting too long by doctors or other health professionals? Or by Customer Services or other staff at our plan?
- Examples include waiting too long on the phone, in the waiting room, or in the exam room.

**Cleanliness**

- Are you unhappy with the cleanliness or condition of a clinic, hospital, or doctor’s office?

**Information you get from us**

- Do you believe we have not given you a notice that we are required to give?
- Do you think written information we have given you is hard to understand?

*The next page has more examples of possible reasons for making a complaint*

**These types of complaints are all related to the *timeliness* of our actions related to coverage decisions and appeals**

The process of asking for a coverage decision and making appeals is explained in sections 4-9 of this chapter. If you are asking for a decision or making an appeal, you use that process, not the complaint process.

However, if you have already asked for a coverage decision or made an appeal, and you think that we are not responding quickly enough, you can also make a complaint about our slowness. Here are examples:

- If you have asked us to give you a “fast response” for a coverage decision or appeal, and we have said we will not, you can make a complaint.
- If you believe we are not meeting the deadlines for giving you a coverage decision or an answer to an appeal you have made, you can make a complaint.
- When a coverage decision we made is reviewed and we are told that we must cover or reimburse you for certain medical services, there are deadlines that apply. If you think we are not meeting these deadlines, you can make a complaint.
- When we do not give you a decision on time, we are required to forward your case to the Independent Review Organization. If we do not do that within the required deadline, you can make a complaint.

**Section 10.2 The formal name for “making a complaint” is “filing a grievance”**

Legal  
Terms

- What this section calls a “**complaint**” is also called a “**grievance.**”
- Another term for “**making a complaint**” is “**filing a grievance.**”
- Another way to say “**using the process for complaints**” is “**using the process for filing a grievance.**”

**Section 10.3 Step-by-step: Making a complaint**

**Step 1: Contact us promptly – either by phone or in writing.**

- **Usually, calling Customer Services is the first step.** If there is anything else you need to do, Customer Services will let you know. Call 612-676-3600 or 1-877-523-1515, 8 a.m. to 8 p.m. daily. TTY users call 612-676-6810 or 1-800-688-2534.
- **If you do not wish to call (or you called and were not satisfied), you can put your complaint in writing and send it to us.** If you do this, it means that we will use our *formal procedure* for answering grievances. Here’s how it works:

Our complaint procedure includes both oral and written complaint processes as described below.

**Oral complaint**

- If we are not able to resolve your oral complaint right away over the phone, we will look into your complaint and give you a response as quickly as your situation requires based on your health status, but no later than 10 calendar days from the date you called us.

- We will call and tell you what we can do about your problem or tell you our decision. If you request a written response to your oral complaint, we will respond in writing to you.
- We may extend the timeframe for resolving your oral complaint by an additional 14 calendar days if you request the extension or if we justify a need for additional information and the delay is in your best interest. If we extend the deadline, we must immediately notify you in writing of the reason(s) for the delay.
- If we cannot resolve your oral complaint over the phone, or if you do not agree or are dissatisfied with our response, we have a formal procedure where you can file a written grievance.

### Written complaint

- You can write us about your complaint. Mail your written grievance letter to:

UCare  
 Member Complaints, Appeals, and Grievances  
 P.O. Box 52  
 Minneapolis, MN 55440-0052  
 Or **e-mail** us at [cag@ucare.org](mailto:cag@ucare.org)

If you prefer to deliver your written grievance to us, our street address is:

500 Stinson Boulevard NE  
 Minneapolis, MN 55413

You can also fax your written grievance to us at 612-884-2021 or 1-866-283-8015 toll free.

- We can help you put your complaint in writing. If you need help, call Customer Services.
- We will notify you within three (3) business days that we have received your written complaint.
- Within 30 days we will send you a letter about our findings or decision.
- **Whether you call or write, you should contact Customer Services right away.** The complaint must be made within 60 calendar days after you had the problem you want to complain about.
- **If you are making a complaint because we denied your request for a “fast response” to a coverage decision or appeal, we will automatically give you a “fast” complaint.** If you have a “fast” complaint, it means we will give you **an answer within 24 hours.**

Legal Terms	What this section calls a <b>“fast complaint”</b> is also called a <b>“fast grievance.”</b>
-------------	---

### **Step 2: We look into your complaint and give you our answer.**

- **If possible, we will answer you right away.** If you call us with a complaint, we may be able to give you an answer on the same phone call. If your health condition requires us to answer quickly, we will do that.
- **Most complaints are answered in 30 calendar days.** If we need more information and the delay is in your best interest or if you ask for more time, we can take up to 14 more days (44 days total) to answer your complaint.
- **If we do not agree** with some or all of your complaint or don’t take responsibility for the problem you are complaining about, we will let you know. Our response will include our reasons for this answer. We must respond whether we agree with the complaint or not.

## Section 10.4 You can also make complaints about quality of care to the Quality Improvement Organization

You can make your complaint about the quality of care you received to us by using the step-by-step process outlined above.

When your complaint is about *quality of care*, you also have two extra options:

- **You can make your complaint to the Quality Improvement Organization.** If you prefer, you can make your complaint about the quality of care you received directly to this organization (*without* making the complaint to our plan). To find the name, address, and phone number of the Quality Improvement Organization in your state, look in Chapter 2, Section 4, of this booklet. If you make a complaint to this organization, we will work with them to resolve your complaint.
- **Or you can make your complaint to both at the same time.** If you wish, you can make your complaint about quality of care to our plan and also to the Quality Improvement Organization.

# Chapter 10. Ending your membership in the plan

<b>SECTION 1</b>	<b>Introduction.....</b>	<b>142</b>
Section 1.1	This chapter focuses on ending your membership in our plan.....	142
<b>SECTION 2</b>	<b>When can you end your membership in our plan? .....</b>	<b>142</b>
Section 2.1	You can end your membership during the Annual Enrollment Period.....	142
Section 2.2	You can end your membership during the Medicare Advantage Annual Disenrollment Period, but your choices are more limited.....	143
Section 2.3	In certain situations, you can end your membership during a Special Enrollment Period .....	143
Section 2.4	Where can you get more information about when you can end your membership?.....	144
<b>SECTION 3</b>	<b>How do you end your membership in our plan? .....</b>	<b>144</b>
Section 3.1	Usually, you end your membership by enrolling in another plan .....	144
<b>SECTION 4</b>	<b>Until your membership ends, you must keep getting your medical services and drugs through our plan .....</b>	<b>145</b>
Section 4.1	Until your membership ends, you are still a member of our plan.....	145
<b>SECTION 5</b>	<b>We must end your membership in the plan in certain situations .....</b>	<b>145</b>
Section 5.1	When must we end your membership in the plan?.....	145
Section 5.2	We <u>cannot</u> ask you to leave our plan for any reason related to your health.....	146
Section 5.3	You have the right to make a complaint if we end your membership in our plan .....	146

---

## SECTION 1 Introduction

---

### Section 1.1 This chapter focuses on ending your membership in our plan

Ending your membership in the plan may be **voluntary** (your own choice) or **involuntary** (not your own choice):

- You might leave our plan because you have decided that you *want* to leave.
  - There are only certain times during the year, or certain situations, when you may voluntarily end your membership in the plan. Section 2 tells you *when* you can end your membership in the plan.
  - The process for voluntarily ending your membership varies depending on what type of new coverage you are choosing. Section 3 tells you *how* to end your membership in each situation.
- There are also limited situations where you do not choose to leave, but we are required to end your membership. Section 5 tells you about situations when we must end your membership.

If you are leaving our plan, you must continue to get your medical care through our plan until your membership ends.

---

## SECTION 2 When can you end your membership in our plan?

---

You may end your membership in our plan only during certain times of the year, known as enrollment periods. All members have the opportunity to leave the plan during the Annual Enrollment Period and during the Medicare Advantage Annual Disenrollment Period. In certain situations, you may also be eligible to leave the plan at other times of the year.

### Section 2.1 You can end your membership during the Annual Enrollment Period

You can end your membership during the **Annual Enrollment Period** (also known as the “Annual Coordinated Election Period”). This is the time when you should review your health and drug coverage and make a decision about your coverage for the upcoming year.

- **When is the Annual Enrollment Period?** This happens from November 15 to December 31 in 2010.
- **What type of plan can you switch to during the Annual Enrollment Period?** During this time, you can review your health coverage and your prescription drug coverage. You can choose to keep your current coverage or make changes to your coverage for the upcoming year. If you decide to change to a new plan, you can choose any of the following types of plans:
  - Another Medicare Advantage Plan. (You can choose a plan that covers prescription drugs or one that does not cover prescription drugs.)
  - Original Medicare *with* a separate Medicare prescription drug plan.
  - – *or* – Original Medicare *without* a separate Medicare prescription drug plan.

**Note:** If you disenroll from a Medicare prescription drug plan and go without creditable prescription drug coverage, you may need to pay a late enrollment penalty if you join a Medicare drug plan later. (“Creditable” coverage means the coverage is at least as good as Medicare’s standard prescription drug coverage.)

- **When will your membership end?** Your membership will end when your new plan coverage begins on January 1.

## Section 2.2 You can end your membership during the Medicare Advantage Annual Disenrollment Period, but your choices are more limited

You have the opportunity to make *one* change to your health coverage during the **Medicare Advantage Annual Disenrollment Period**.

- **When is the Medicare Advantage Annual Disenrollment Period?** This happens every year from January 1 to February 14.
- **What type of plan can you switch to during the Medicare Advantage Annual Disenrollment Period?** During this time, you can cancel your Medicare Advantage enrollment and switch to Original Medicare. If you choose to switch to Original Medicare, you may also choose a separate Medicare prescription drug plan at the same time.
- **When will your membership end?** Your membership will end on the first day of the month after we get your request to switch to Original Medicare. If you also choose to enroll in a Medicare prescription drug plan, your membership in the drug plan will begin at the same time.

## Section 2.3 In certain situations, you can end your membership during a Special Enrollment Period

In certain situations, members of the plan may be eligible to end their membership at other times of the year. This is known as a **Special Enrollment Period**.

- **Who is eligible for a Special Enrollment Period?** If any of the following situations apply to you, you are eligible to end your membership during a Special Enrollment Period. These are just examples, for the full list you can contact us, call Medicare, or visit the Medicare web site (<http://www.medicare.gov>):
  - Usually, when you have moved.
  - If you have Medicaid.
  - If you are eligible for Extra Help with paying for your Medicare prescriptions.
  - If you live in a facility, such as a nursing home.
- **When are Special Enrollment Periods?** The enrollment periods vary depending on your situation.
- **What can you do?** If you are eligible to end your membership because of a special situation, you can choose to change both your Medicare health coverage and prescription drug coverage. This means you can choose any of the following types of plans:
  - Another Medicare Advantage Plan. (You can choose a plan that covers prescription drugs or one that does not cover prescription drugs.)
  - Original Medicare *with* a separate Medicare prescription drug plan.
  - – *or* – Original Medicare *without* a separate Medicare prescription drug plan.

**Note:** If you disenroll from a Medicare prescription drug plan and go without creditable prescription drug coverage, you may need to pay a late enrollment penalty if you join a Medicare drug plan later. (“Creditable” coverage means the coverage is at least as good as Medicare’s standard prescription drug coverage.)
- **When will your membership end?** Your membership will usually end on the first day of the month after we receive your request to change your plan.

## Section 2.4 Where can you get more information about when you can end your membership?

If you have any questions or would like more information on when you can end your membership:

- You can **call Customer Services** (phone numbers are on the cover of this booklet).
- You can find the information in the *Medicare & You 2011 Handbook*.
  - Everyone with Medicare receives a copy of *Medicare & You* each fall. Those new to Medicare receive it within a month after first signing up.
  - You can also download a copy from the Medicare web site (<http://www.medicare.gov>). Or, you can order a printed copy by calling Medicare at the number below.
- You can contact **Medicare** at 1-800-MEDICARE (1-800-633-4227), 24 hours a day, seven days a week. TTY users should call 1-877-486-2048.

---

## SECTION 3 How do you end your membership in our plan?

---

### Section 3.1 Usually, you end your membership by enrolling in another plan

Usually, to end your membership in our plan, you simply enroll in another health plan during one of the enrollment periods (see Section 2 for information about the enrollment periods). One exception is when you want to switch from our plan to Original Medicare *without* a Medicare prescription drug plan. In this situation, you must contact Customer Services and ask to be disenrolled from our plan.

The table below explains how you should end your membership in our plan.

If you would like to switch from our plan to:	This is what you should do:
• Another Medicare Advantage Plan.	• Enroll in the new Medicare Advantage Plan.  You will automatically be disenrolled from the plan when your new plan's coverage begins.
• Original Medicare <i>with</i> a separate Medicare prescription drug plan.	• Enroll in the new Medicare prescription drug plan.  You will automatically be disenrolled from the plan when your new plan's coverage begins.
• Original Medicare <i>without</i> a separate Medicare prescription drug plan.	• <b>Contact Customer Services and ask to be disenrolled from the plan (phone numbers are on the cover of this booklet).</b>  • You can also contact <b>Medicare</b> at 1-800-MEDICARE (1-800-633-4227), 24-hours a day, seven days a week, and ask to be disenrolled. TTY users should call 1-877-486-2048.  • You will be disenrolled from the plan when your coverage in Original Medicare begins.

---

## SECTION 4 Until your membership ends, you must keep getting your medical services and drugs through our plan

---

### Section 4.1 Until your membership ends, you are still a member of our plan

If you leave the plan, it may take time before your membership ends and your new Medicare coverage goes into effect. (See Section 2 for information on when your new coverage begins.) During this time, you must continue to get your medical care and prescription drugs through our plan.

- **You should continue to use the plan network pharmacies to get your prescriptions filled until your membership in our plan ends.** Usually, your prescription drugs are only covered if they are filled at a network pharmacy including through the plan mail-order pharmacy service.
- **If you are hospitalized on the day that your membership ends, your hospital stay will usually be covered by our plan until you are discharged** (even if you are discharged after your new health coverage begins).

---

## SECTION 5 We must end your membership in the plan in certain situations

---

### Section 5.1 When must we end your membership in the plan?

**We must end your membership in the plan if any of the following happen:**

- If you do not stay continuously enrolled in Medicare Part A and Part B.
- If you move out of our service area for more than six months.
  - If you move or take a long trip, you need to call Customer Services to find out if the place you are moving or traveling to is in our plan area.
- If you become incarcerated.
- If you lie about or withhold information about other insurance you have that provides prescription drug coverage.
- If you intentionally give us incorrect information when you are enrolling in our plan and that information affects your eligibility for our plan.
- If you continuously behave in a way that is disruptive and makes it difficult for us to provide medical care for you and other members of our plan.
  - We cannot make you leave our plan for this reason unless we get permission from Medicare first.
- If you let someone else use your membership card to get medical care.
  - If we end your membership because of this reason, Medicare may have your case investigated by the Inspector General.
- If you do not pay the plan premiums for 90 days.
  - We must notify you in writing that you have 90 days to pay the plan premium before we end your membership.

### Where can you get more information?

If you have questions or would like more information on when we can end your membership:

- You can call **Customer Services** for more information (phone numbers are on the cover of this booklet).

## **Section 5.2 We cannot ask you to leave our plan for any reason related to your health**

### **What should you do if this happens?**

If you feel that you are being asked to leave our plan because of a health-related reason, you should call Medicare at 1-800-MEDICARE (1-800-633-4227). TTY users should call 1-877-486-2048. You may call 24 hours a day, seven days a week.

## **Section 5.3 You have the right to make a complaint if we end your membership in our plan**

If we end your membership in our plan, we must tell you our reasons in writing for ending your membership. We must also explain how you can make a complaint about our decision to end your membership. You can also look in Chapter 9, Section 10 for information about how to make a complaint.

# Chapter 11. Legal notices

<b>SECTION 1</b>	<b>Notice about governing law.....</b>	<b>148</b>
<b>SECTION 2</b>	<b>Notice about nondiscrimination .....</b>	<b>148</b>
<b>SECTION 3</b>	<b>Notice about the member’s term of coverage .....</b>	<b>148</b>
<b>SECTION 4</b>	<b>Notice about amendments.....</b>	<b>148</b>
<b>SECTION 5</b>	<b>Notice about assignment of rights .....</b>	<b>148</b>
<b>SECTION 6</b>	<b>Notice about conformity with statutes .....</b>	<b>148</b>
<b>SECTION 7</b>	<b>Notice about clerical error .....</b>	<b>148</b>
<b>SECTION 8</b>	<b>Appointed representative .....</b>	<b>149</b>
<b>SECTION 9</b>	<b>Provider opt out of Medicare.....</b>	<b>149</b>
<b>SECTION 10</b>	<b>Quality at UCare.....</b>	<b>149</b>
<b>SECTION 11</b>	<b>Providing notice .....</b>	<b>149</b>
<b>SECTION 12</b>	<b>Third party liability .....</b>	<b>150</b>

---

## **SECTION 1 Notice about governing law**

---

Many laws apply to this *Evidence of Coverage* and some additional provisions may apply because they are required by law. This may affect your rights and responsibilities even if the laws are not included or explained in this document. The principal law that applies to this document is Title XVIII of the Social Security Act and the regulations created under the Social Security Act by the Centers for Medicare & Medicaid Services (CMS). In addition, other federal laws may apply and, under certain circumstances, the laws of the state you live in.

---

## **SECTION 2 Notice about nondiscrimination**

---

We don't discriminate based on a person's race, disability, religion, sex, health, ethnicity, creed, age, or national origin. All organizations that provide Medicare Advantage Plans, like us, must obey federal laws against discrimination, including Title VI of the Civil Rights Act of 1964, the Rehabilitation Act of 1973, the Age Discrimination Act of 1975, the Americans with Disabilities Act, all other laws that apply to organizations that get federal funding, and any other laws and rules that apply for any other reason.

---

## **SECTION 3 Notice about the member's term of coverage**

---

Your coverage under this *Evidence of Coverage* (EOC) will begin on the CMS-confirmed effective date and will end on the date of disenrollment, or on December 31. Services must be received (expenses must be incurred) during the term of your coverage. In no event is there coverage under the plan before your effective date or after your disenrollment date with one exception. If on December 31 you are an inpatient in a hospital, a rehabilitation hospital, or a distinct part of a hospital used as an inpatient rehabilitation unit, your coverage for Medicare Part A inpatient expenses will continue until you are discharged from that place of confinement.

---

## **SECTION 4 Notice about amendments**

---

From time to time, this *Evidence of Coverage* (EOC) may be amended. If that happens, either a whole new EOC or relevant amendment pages will be sent to you. Any change or any rider added to this EOC is effective on its own specific effective date.

No change will be made to this EOC unless made by an amendment or a rider that has received prior approval from CMS. No one has the authority to make any oral changes or amendments to this EOC.

---

## **SECTION 5 Notice about assignment of rights**

---

No rights under this *Evidence of Coverage* (EOC) are assignable by you or your representative. Any attempted assignment will be void. However, you may assign payment for covered services to your physician or other provider.

---

## **SECTION 6 Notice about conformity with statutes**

---

Any provision of this *Evidence of Coverage* (EOC) that is in conflict with the requirements of federal statutes and regulations, or the applicable statutes and regulations of the jurisdiction in which it is delivered, to the extent not preempted by federal law, is hereby amended to conform to the requirements of such statutes and regulations. If during the term of this EOC any federal or state laws or regulations are amended, this EOC is hereby amended to conform to the minimum requirements of such changes, as of their legislative effective dates.

---

## **SECTION 7 Notice about clerical error**

---

A clerical error will neither deprive you of coverage nor create a right to benefits not covered under this EOC.

---

## SECTION 8 Appointed representative

---

You can name (appoint) someone to serve as your personal representative. You can name a relative, friend, advocate, doctor, or someone else to act for you. Some other persons may already be authorized under state law to act for you. If you currently have a Power of Attorney, you will need to send a copy of the papers to us so that this information will be saved in your file. If you want someone to act for you, then you and the person you want to act for you must sign and date a statement that gives this person legal permission to act as your representative. This statement must be sent to us at the address shown in Chapter 2. You can call the Customer Services number in Chapter 2 to learn how to name your representative and to receive the Statement of Representative form. **Please note** that we cannot discuss member-specific information with someone other than the member or member's representative unless otherwise allowed by law.

---

## SECTION 9 Provider opt out of Medicare

---

A physician or other provider can choose to opt-out of the Medicare program by providing most services that would otherwise be covered by Medicare to any Medicare beneficiary through a private contract. Services provided by such physicians and providers will not be covered under this plan nor under Original Medicare. Emergency care and urgently needed care are exceptions to this rule. You are responsible for asking out-of-network physicians or providers if they have opted out of the Medicare program.

---

## SECTION 10 Quality at UCare

---

UCare exists to improve the health of our members through innovative services and partnerships across communities. UCare's quality program is designed to support our mission by accomplishing the following goals:

- Establish effective partnerships with providers, Primary Care Clinics and provider networks committed to quality care.
- Establish and monitor performance in key aspects of care and service.
- Improve clinical and functional outcomes for our members.
- Improve key business processes that result in better service and operational efficiencies.
- Meet or exceed quality standards set by government agencies.

If you would like more information, please call Customer Services.

---

## SECTION 11 Providing notice

---

### A. Your notices to us.

We welcome your telephone calls with any questions or concerns about any aspect of coverage, any inquiries about the contracted status of any provider, or coverage rules. Please call Customer Services.

### B. Our notices to you.

We will send any correspondence, including any legal notices, to you at the most recent address you have provided. It is your responsibility to advise us as soon as possible of any address changes. We may from time to time delegate discretionary authority to other persons or entities providing services in regard to this *Evidence of Coverage* (EOC). Their notices to you will have the same legal force and effect as they would if they came from us.

---

## SECTION 12 Third party liability

---

If you suffer an injury or illness for which a third party is liable due to a negligent or intentional act or omission causing such illness or injury, you must promptly notify us of the same. We will send you a statement of the reasonable charges for services provided in connection with the injury or illness. If you recover any sums from the responsible third party, we shall be reimbursed out of such recovery from a third party for the services provided, subject to the limitations in the following paragraphs:

- 1) **Our payments are less than the judgment or settlement amount.** If our payments are less than the judgment or settlement amount, the recovery is computed as follows:
  - a) Determine the ratio of the procurement costs to the total judgment or settlement payment.
  - b) Apply the ratio to our payment. The product is our share of procurement costs.
  - c) Subtract our share of procurement costs from our payments. The remainder is our recovery amount.
- 2) **Our payments equal or exceed the judgment or settlement amount.** If our payments equal or exceed the judgment or settlement amount, the recovery amount is the total judgment or settlement payment minus the total procurement costs.
- 3) **We incur procurement costs because of opposition to its recovery.** If we must bring suit against the party that received payment because that party opposes our recovery, the recovery amount is the lower of the following:
  - a) Our payment.
  - b) The total judgment or settlement amount, minus the party's total procurement cost.

Subject to the limitations stated above, you agree to grant us an assignment of, and a claim and a lien against, any amounts so recovered through settlement, judgment or verdict. You may be required by us to execute documents and to provide information necessary to establish the assignment, claim, or lien to ascertain the right to recovery.

## Chapter 12. Definitions of important words

**Allowed amount** – For network providers, the amount paid by us for services and supplies following our developed fee schedule. For out-of-network providers, the amount paid by UCare for services and supplies is the lesser of the provider’s billed amount or the Medicare-allowed amount. The **Medicare-allowed amount** is dependent upon the provider’s Medicare participating status.

- For providers who have an agreement with CMS to accept assignment, the allowed amount is the Medicare fee schedule.
- For providers who do not accept assignment, they are not required to accept the Medicare fee schedule amount as payment in full. They may charge a higher amount which is called the Medicare limiting charge. For items and services paid under the Medicare fee schedule, the limiting charge is 115% of the fee schedule amount. For items and services CMS excludes from payment under the fee schedule, the limiting charge is 115% of 95% of the payment basis applicable to those who accept assignment.

**Appeal** – An appeal is something you do if you disagree with a decision to deny a request for health care services or prescription drugs or payment for services or drugs you already received. You may also make an appeal if you disagree with a decision to stop services that you are receiving. For example, you may ask for an appeal if we don’t pay for a drug, item, or service you think you should be able to receive. Chapter 9 explains appeals, including the process involved in making an appeal.

**Balance billing** – A request for payment from a provider for amounts above the Medicare maximum charge. Members are not responsible for balance billing amounts.

**Basic benefits** – Dental procedures to repair and restore individual teeth due to decay, trauma, impaired function, attrition, abrasion, or erosion.

**Benefit period** – For both our plan and Original Medicare, a benefit period is used to determine coverage for inpatient stays in skilled nursing facilities. A benefit period begins on the first day you go to a Medicare-covered inpatient hospital or a Skilled Nursing Facility (SNF). The benefit period ends when you haven’t been an inpatient at any hospital or SNF for 60 days in a row. If you go to the hospital (or SNF) after one benefit period has ended, a new benefit period begins. There is no limit to the number of benefit periods you can have.

The type of care that is covered depends on whether you are considered an inpatient for hospital and SNF stays. You must be admitted to the hospital as an inpatient, not just under observation. You are an inpatient in a SNF only if your care in the SNF meets certain standards for skilled level of care. Specifically, in order to be an inpatient in a SNF, you must need daily skilled-nursing or skilled-rehabilitation care, or both.

**Brand-name drug** – A prescription drug that is manufactured and sold by the pharmaceutical company that originally researched and developed the drug. Brand-name drugs have the same active-ingredient formula as the generic version of the drug. However, generic drugs are manufactured and sold by other drug manufacturers and are generally not available until after the patent on the brand-name drug has expired.

**Calendar year** – A twelve (12) month period that begins January 1 and ends twelve (12) consecutive months later on December 31.

**Catastrophic Coverage Stage** – The stage in the Part D Drug Benefit where you pay a low copayment or coinsurance for your drugs after you or other qualified parties on your behalf have spent \$4,550 in covered drugs during the covered year.

**Centers for Medicare & Medicaid Services (CMS)** – The federal agency that runs Medicare. Chapter 2 explains how to contact CMS.

**Comprehensive Outpatient Rehabilitation Facility (CORF)** – A facility that mainly provides rehabilitation services after an illness or injury, and provides a variety of services including physician’s services, physical therapy, social or psychological services, and outpatient rehabilitation.

**Cost-sharing** – Cost-sharing refers to amounts that a member has to pay when services or drugs are received. It includes any combination of the following three types of payments: (1) any deductible amount we may impose before services or drugs are covered; (2) any fixed “copayment” amount that we require when a specific service or drug is received; or (3) any “coinsurance” amount, a percentage of the total amount paid for a service or drug, that we require when a specific service or drug is received.

**Cost-sharing tier** – Every drug on the list of covered drugs is in one of four cost-sharing tiers. In general, the higher the cost-sharing tier, the higher your cost for the drug.

**Coverage determination** – A decision about whether a medical service or drug prescribed for you is covered by the plan and the amount, if any, you are required to pay for the service or prescription. In general, if you bring your prescription to a pharmacy and the pharmacy tells you the prescription isn’t covered under your plan, that isn’t a coverage determination. You need to call or write to your plan to ask for a formal decision about the coverage.

**Covered dental services** – Covered services for dental care and supplies that are provided by or under the direction of a dentist which are not limited or excluded by the terms of the EOC.

**Covered drugs** – The term we use to mean all of the prescription drugs covered by our plan.

**Covered services** – The general term we use to mean all of the health care services and supplies that are covered by our plan.

**Creditable prescription drug coverage** – Prescription drug coverage (for example, from an employer or union) that is expected to cover, on average, at least as much as Medicare’s standard prescription drug coverage. People who have this kind of coverage when they become eligible for Medicare can generally keep that coverage without paying a penalty, if they decide to enroll in Medicare prescription drug coverage later.

**Custodial care** – Care for personal needs rather than medically necessary needs. Custodial care is care that can be provided by people who don’t have professional skills or training. This care includes help with walking, dressing, bathing, eating, preparation of special diets, and taking medication. Medicare does not cover custodial care unless it is provided as other care you are getting in addition to daily skilled nursing care and/or skilled rehabilitation services.

**Customer services** – A department within our organization responsible for answering your questions about your membership, benefits, grievances, and appeals. See Chapter 2 for information about how to contact Customer Services.

**Dentist** – A doctor of dental surgery (D.D.S.) or doctor of medical dentistry (D.M.D.) who is licensed and qualified to provide dental surgery, treatment, or care under the law of the jurisdiction in which treatment is received.

**Disenroll or Disenrollment** – The process of ending your membership in our plan. Disenrollment may be voluntary (your own choice) or involuntary (not your own choice).

**Durable Medical Equipment** – Certain medical equipment that is ordered by your doctor for use in the home. Examples are walkers, wheelchairs, or hospital beds.

**Emergency care** – Covered services that are: 1) rendered by a provider qualified to furnish emergency services; and 2) needed to evaluate or stabilize an emergency medical condition.

**Endodontic services** – Dental services performed to treat disease of the pulp and root of a tooth.

**Evidence of Coverage (EOC) and Disclosure Information** – This document, along with your enrollment form and any other attachments, riders, or other optional coverage selected, which explains your coverage, what we must do, your rights, and what you have to do as a member of our plan.

**Exception** – A type of coverage determination that, if approved, allows you to get a drug that is not on your plan sponsor’s formulary (a formulary exception), or get a non-preferred drug at the preferred cost-sharing level (a tiering exception). You may also request an exception if your plan sponsor requires you to try another drug before receiving the drug you are requesting, or the plan limits the quantity or dosage of the drug you are requesting (a formulary exception).

**Generic drug** – A prescription drug that is approved by the Food and Drug Administration (FDA) as having the same active ingredient(s) as the brand-name drug. Generally, generic drugs cost less than brand-name drugs.

**Grievance** – A type of complaint you make about us or one of the plan network providers or pharmacies, including a complaint concerning the quality of your care. This type of complaint does not involve coverage or payment disputes.

**Home health aide** – A home health aide provides services that don’t need the skills of a licensed nurse or therapist, such as help with personal care (e.g., bathing, using the toilet, dressing, or carrying out the prescribed exercises). Home health aides do not have a nursing license or provide therapy.

**Hospital stay** – starts when you are admitted as an inpatient at a hospital and ends when you are discharged by the attending physician.

**Initial Coverage Limit** – The maximum limit of coverage under the Initial Coverage Stage.

**Initial Coverage Stage** – This is the stage before your total drug expenses, have reached \$2,840, including amounts you’ve paid and what our plan has paid on your behalf.

**Late enrollment penalty** – An amount added to your monthly premium for Medicare drug coverage if you go without creditable coverage (coverage that expects to pay, on average, at least as much as standard Medicare prescription drug coverage) for a continuous period of 63 days or more. You pay this higher amount as long as you have a Medicare drug plan. There are some exceptions.

**List of Covered Drugs (Formulary or “Drug List”)** – A list of covered drugs provided by us. The drugs on this list are selected by us with the help of doctors and pharmacists. The list includes both brand-name and generic drugs.

**Low Income Subsidy/Extra Help** – A Medicare program to help people with limited income and resources pay Medicare prescription drug program costs, such as premiums, deductibles, and coinsurance.

**Major restorative services** – The repair of lost tooth structure with a custom-made cast restoration that covers or replaces a major part of or the whole crown of a tooth and is cemented into place.

**Maximum charge** – The maximum amount a provider is allowed to charge for a service under the Medicare program.

**Medicaid (or Medical Assistance)** – A joint federal and state program that helps with medical costs for some people with low incomes and limited resources. Medicaid programs vary from state to state, but most health care costs are covered if you qualify for both Medicare and Medicaid. See Chapter 2, Section 6 for information about how to contact Medicaid in your state.

**Medically necessary** – Drugs, services, or supplies that are proper and needed for the diagnosis or treatment of your medical condition; are used for the diagnosis, direct care, and treatment of your medical condition; meet the standards of good medical practice in the local community; and are not mainly for your convenience or that of your doctor.

**Medicare** – The federal health insurance program for people 65 years of age or older, some people under age 65 with certain disabilities, and people with End-Stage Renal Disease (generally those with permanent kidney failure who need dialysis or a kidney transplant). People with Medicare can get their Medicare health coverage through Original Medicare, a Medicare Cost Plan, or a Medicare Advantage Plan.

**Medicare Advantage (MA) Plan** – Sometimes called Medicare Part C. A plan offered by a private company that contracts with Medicare to provide you with all your Medicare Part A (Hospital) and Part B (Medical) benefits. A Medicare Advantage Plan can be an HMO, PPO, a Private Fee-for-Service (PFFS) plan, or a Medicare Medical Savings Account (MSA) plan. In most cases, Medicare Advantage Plans also offer Medicare Part D (prescription drug coverage). These plans are called **Medicare Advantage Plans with Prescription Drug Coverage**. Everyone who has Medicare Part A and Part B is eligible to join any Medicare Health Plan that is offered in their area, except people with End-Stage Renal Disease (unless certain exceptions apply).

**Medicare Cost Plan** – Cost plan means a plan operated by a Health Maintenance Organization (HMO) or Competitive Medical Plan (CMP) in accordance with a cost-reimbursed contract under section 1876(h) of the Act.

**Medicare fee schedule** – A listing of fees used by Original Medicare to pay providers or other suppliers. CMS develops fee schedules for providers, ambulance services, clinical laboratory services, and durable medical equipment, prosthetics orthotics, and supplies.

**Medicare Coverage Gap Discount Program** – A program that provides discounts on most covered Part D brand name drugs to Part D enrollees who have reached the Coverage Gap Stage and who are not already receiving “Extra Help.” Discounts are based on agreements between the Federal government and certain drug manufacturers. For this reason, most, but not all, brand name drugs are discounted.

**Medicare Prescription Drug Coverage (Medicare Part D)** – Insurance to help pay for outpatient prescription drugs, vaccines, biologicals, and some supplies not covered by Medicare Part A or Part B.

**“Medigap” (Medicare Supplement Insurance) Policy** – Medicare supplement insurance sold by private insurance companies to fill “gaps” in Original Medicare. Medigap policies only work with Original Medicare. (A Medicare Advantage Plan is not a Medigap policy.)

**Member (Member of our plan, or “plan member”)** – A person with Medicare who is eligible to get covered services, who has enrolled in our plan and whose enrollment has been confirmed by the Centers for Medicare & Medicaid Services (CMS).

**Network dental provider** – Dentists and other dental providers contracted by the administrator to provide covered dental services to members.

**Network pharmacy** – A network pharmacy is a pharmacy where members of our plan can get their prescription drug benefits. We call them “network pharmacies” because they contract with us. In most cases, your prescriptions are covered only if they are filled at one of our network pharmacies.

**Network Provider** – “Provider” is the general term we use for doctors, other health care professionals, hospitals, and other health care facilities that are licensed or certified by Medicare and by the State to provide health care services. We call them “**network providers**” when they have an agreement with us to accept our payment and any plan cost-sharing as payment in full, and in some cases to coordinate as well as provide covered services to members of our plan. We pay network providers based on the agreements we have with the providers or if the providers agree to provide you with plan-covered services.

**Optional Supplemental Benefits** – Non-Medicare-covered benefits that can be purchased for an additional premium and are not included in your package of benefits. If you choose to have optional supplemental benefits, you may have to pay an additional premium. You must voluntarily elect Optional Supplemental Benefits in order to get them.

**Organization determination** – The Medicare Advantage organization has made an organization determination when it, or one of its providers, makes a decision about whether services are covered or how much you have to pay for covered services.

**Original Medicare** (“Traditional Medicare” or “Fee-for-service” Medicare) – Original Medicare is offered by the government, and not a private health plan like Medicare Advantage Plans and prescription drug plans. Under Original Medicare, Medicare services are covered by paying doctors, hospitals and other health care providers payment amounts established by Congress. You can see any doctor, hospital, or other health care provider that accepts Medicare. You must pay the deductible. Medicare pays its share of the Medicare-approved amount, and you pay your share. Original Medicare has two parts: Part A (Hospital Insurance) and Part B (Medical Insurance) and is available everywhere in the United States.

**Out-of-Network Pharmacy** – A pharmacy that doesn’t have a contract with us to coordinate or provide covered drugs to members of our plan. As explained in this Evidence of Coverage, most drugs you get from out-of-network pharmacies are not covered by our plan unless certain conditions apply.

**Out-of-network provider or Out-of-network facility** – A provider or facility with which we have not arranged to coordinate or provide covered services to members of our plan. Out-of-network providers are providers that are not employed, owned, or operated by us or are not under contract to deliver covered services to you. Using out-of-network providers or facilities is explained in this booklet in Chapter 3.

**Out-of-Pocket Costs** – See the definition for “cost-sharing” above. A member’s cost-sharing requirement to pay for a portion of services or drugs received is also referred to as the member’s “out-of-pocket” cost requirement.

**Out-of-Pocket Maximum** – The maximum amount that you pay out-of-pocket during the calendar year, usually at the time services are received, for covered Part A (Hospital Insurance) and Part B (Medical Insurance) services. Plan premiums and Medicare Part A and Part B premiums do not count toward the out-of-pocket maximum.

**Part C** – see “Medicare Advantage (MA) Plan”.

**Part D** – The voluntary Medicare Prescription Drug Benefit Program. (For ease of reference, we will refer to the prescription drug benefit program as Part D.)

**Part D drugs** – Drugs that can be covered under Part D. We may or may not offer all Part D drugs. (See your formulary for a specific list of covered drugs.) Certain categories of drugs were specifically excluded by Congress from being covered as Part D drugs.

**Periodontic services** – Dental services performed to treat tissues surrounding and supporting the teeth.

**Point-of-Service benefit** – Coverage for certain covered services provided by out-of-network physicians or providers, within the United States and territories, at a higher cost-sharing level (out-of-network level).

**Preferred Provider Organization (PPO) Plan** – A Preferred Provider Organization plan is a Medicare Advantage plan that has a network of contracted providers that have agreed to treat plan members for a specified payment amount. A PPO plan must cover all plan benefits whether they are received from network or out-of-network providers. Member cost-sharing will generally be higher when plan benefits are received from out-of-network providers. PPO plans have an annual limit on your out-of-pocket costs for services received from network (preferred) providers and a higher catastrophic limit on your total annual out-of-pocket costs for services from both network (preferred) and out-of-network (non-preferred) providers.

**Primary Care Provider (PCP)** – A health care professional you select to coordinate your health care. Your PCP is responsible for providing or authorizing covered services while you are a plan member. Chapter 3 tells more about PCPs.

**Prior authorization** – Approval in advance to get services or certain drugs that may or may not be on our formulary. Some in-network medical services are covered only if your doctor or other network provider gets “prior authorization” from us. Covered services that need prior authorization are marked in the medical benefits chart in Chapter 4. Some drugs are covered only if your doctor or other network provider gets “prior authorization” from us. Covered drugs that need prior authorization are marked in the formulary.

**Prosthetic services** – Dental services performed to construct, replace, or repair, removable prosthetic complete dentures or partial dentures, or fixed denture retainers (bridges).

**Quality Improvement Organization (QIO)** – Groups of practicing doctors and other health care experts that are paid by the federal government to check and improve the care given to Medicare patients. They must review your complaints about the quality of care given by Medicare Providers. See Chapter 2, Section 4 for information about how to contact the QIO in your state and Chapter 9 for information about making complaints to the QIO.

**Quantity limits** – A management tool that is designed to limit the use of selected drugs for quality, safety, or utilization reasons. Limits may be on the amount of the drug that we cover per prescription or for a defined period of time.

**Rehabilitation services** – These services include physical therapy, speech and language therapy, and occupational therapy.

**Service area** – “Service area” is the geographic area approved by the Centers for Medicare & Medicaid Services (CMS) within which an eligible individual may enroll in a certain plan, and in the case of network plans, where a network must be available to provide services.

**Skilled Nursing Facility (SNF) Care** – A level of care in a SNF ordered by a doctor that must be given or supervised by licensed health care professionals. It may be skilled nursing care, or skilled rehabilitation services, or both. Skilled nursing care includes services that require the skills of a licensed nurse to perform or supervise. Skilled rehabilitation services are physical therapy, speech therapy, and occupational therapy. Physical therapy includes exercise to improve the movement and strength of an area of the body, and training on how to use special equipment, such as how to use a walker or get in and out of a wheelchair. Speech therapy includes exercise to regain and strengthen speech and/or swallowing skills. Occupational therapy helps you learn how to perform usual daily activities, such as eating and dressing by yourself.

**Special Needs Plan** – A special type of Medicare Advantage plan that provides more focused health care for specific groups of people, such as those who have both Medicare and Medicaid, who reside in a nursing home, or who have certain chronic medical conditions.

**Step therapy** – A utilization tool that requires you to first try another drug to treat your medical condition before we will cover the drug your physician may have initially prescribed.

**Urgently needed care** – Urgently needed care is a non-emergency situation when you need medical care right away because of an illness, injury, or condition that you did not expect or anticipate, but your health is not in serious danger.





P.O. Box 52  
Minneapolis, MN 55440-0052  
612-676-3600  
1-877-523-1515 (toll free)  
TTY/Hearing impaired  
612-676-6810  
1-800-688-2534 (toll free)  
8 a.m. to 8 p.m.  
daily  
[www.ucare.org](http://www.ucare.org)

